

## Table of Contents – 2.9.6.6: Goal 6

Goal 6.....	455
6.1 System Objective: Encourage each Florida airport to produce regular reports detailing its contributions to the regional economy .....	455
Regional Summaries .....	456
Central Florida Region .....	456
East Central Florida Metropolitan Area .....	456
North Central Florida Region.....	457
Northeast Florida Metropolitan Area .....	457
Northwest Florida Region.....	457
Southeast Florida Metropolitan Area.....	457
Southwest Florida Region .....	457
Treasure Coast Region .....	458
West Central Florida Metropolitan Area .....	458
6.2 System Objective: Provide the public with information that details how commercial and community airports contribute to Florida’s economy and quality of life. ....	459
6.3 System Objective: Promote aviation with Florida educational institutions. ....	460
Statewide Summary.....	460
Regional Summaries .....	462
Central Florida Region .....	462
East Central Florida Metropolitan Area .....	463
North Central Florida Region.....	465
Northeast Florida Metropolitan Area .....	467
Northwest Florida Region.....	469
Southeast Florida Metropolitan Area.....	471
Southwest Florida Region .....	473
Treasure Coast Region .....	475
West Central Florida Metropolitan Area .....	476
<b>Exhibits</b>	
2.9.6.6-50 Regional Market Shares Of Total Annual Economic Activity .....	456

## Charts

2.9.6.6-463 Statewide Public Airports .....	460
2.9.6.6-464 Statewide Commercial Airports .....	461
2.9.6.6-465 Statewide Community Airports .....	461
2.9.6.6-466 Central Florida Region Community Airports .....	462
2.9.6.6-467 East Central Florida Metropolitan Area Public Airports.....	463
2.9.6.6-468 East Central Florida Metropolitan Area Commercial Airports .....	464
2.9.6.6-469 East Central Florida Metropolitan Area Community Airports .....	464
2.9.6.6-470 North Central Florida Region Public Airports .....	465
2.9.6.6-471 North Central Florida Region Commercial Airports.....	466
2.9.6.6-472 North Central Florida Region Community Airports.....	466
2.9.6.6-473 Northeast Florida Metropolitan Area Public Airports.....	467
2.9.6.6-474 Northeast Florida Metropolitan Area Commercial Airports .....	468
2.9.6.6-475 Northeast Florida Metropolitan Area Community Airports .....	468
2.9.6.6-476 Northwest Florida Region Public Airports .....	469
2.9.6.6-477 Northwest Florida Region Commercial Airports .....	470
2.9.6.6-478 Northwest Florida Region Community Airports .....	470
2.9.6.6-479 Southeast Florida Metropolitan Area Public Airports .....	471
2.9.6.6-480 Southeast Florida Metropolitan Area Commercial Airports.....	472
2.9.6.6-481 Southeast Florida Metropolitan Area Community Airports.....	472
2.9.6.6-482 Southwest Florida Region Public Airports.....	473
2.9.6.6-483 Southwest Florida Region Commercial Airports .....	474
2.9.6.6-484 Southwest Florida Region Community Airports .....	474
2.9.6.6-485 Treasure Coast Region Community Airports .....	475
2.9.6.6-486 West Central Florida Metropolitan Area Public Airports.....	476
2.9.6.6-487 West Central Florida Metropolitan Area Commercial Airports .....	477
2.9.6.6-488 West Central Florida Metropolitan Area Community Airports .....	477

\*Please Note:

Orlando Country changed to Orlando/Apopka Country Airport  
Avon Park changed to Avon Park Executive Airport  
Kay Larkin changed to Palatka Municipal-LT Kay Larkin Field  
Panama City changed to Panama City-Bay County International Airport  
Orlando Executive changed to Executive Airport

**Goal 6: Promote support for aviation from businesses, government and the public**

For Florida airports to fulfill their role in Florida’s multi-modal transportation system, they must be efficient and safe. Further, airports in Florida should be convenient to the state’s residents, businesses, and visitors. For this goal, three different objectives were evaluated. These objectives are as follows:

- 6.1 - Encourage each Florida airport to produce regular reports detailing its contributions to the regional economy
- 6.2 - Provide the public with information that details how commercial and community airports contribute to Florida’s economy and quality of life
- 6.3 - Promote aviation within the K-12 school system

Florida airports are important to every aspect of life in the state. Florida airports support many vital health, welfare, and safety-related services. Airports themselves are important job centers and centers of economic activity. A high percentage of all jobs in Florida, even those that are non-aviation related, benefit each day from the operation of Florida’s airports. Airports in Florida are also important educational resources. Florida is home to the nation’s leading aeronautical institution, and Florida is a worldwide leader in training pilots. Most airports in Florida report that they have educational or training programs that are affiliated with institutions in communities they serve.

6.1 System Objective: Encourage each Florida airport to produce regular reports detailing its contributions to the regional economy.

In 1999, FDOT undertook an economic impact study for Florida’s public airports. While data was collected directly from “sample” airports in this analysis, in most cases estimates of economic impact for airports in Florida were derived from the sample data or from economic impact studies prepared by the airports themselves.

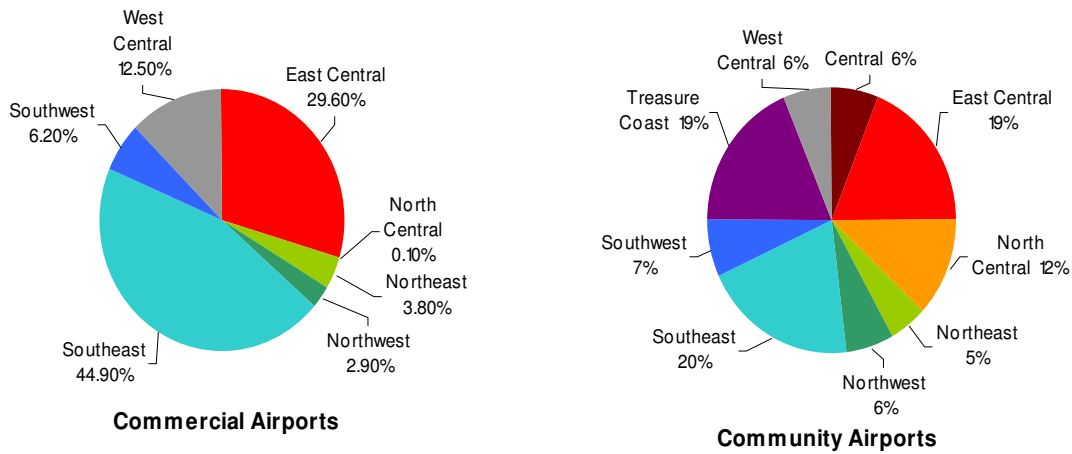
Aviation and airports are absolutely essential to Florida’s economy. They support tourism; over half of Florida’s tourists arrive each year by air. They support employment; over half the jobs in Florida benefit in some way each day from aviation and the Florida airport system. They support the state’s economy; over 25 percent of Florida’s annual gross state product can be traced back to commercial, community, and military airports and to air cargo/freight activity in the state.

On an annual basis the statewide benefit from aviation is estimated as follows:

	Jobs	Payroll	Economic Activity
Commercial Airports	536,200	\$12.2 billion	\$47.8 billion
Community	23,125	\$680 million	\$2.3 billion
Military	87,000	\$3.6 billion	\$6.2 billion

For the commercial and community airports in Florida, their relative market shares of the total statewide economic impact shown above is shown in Exhibit **2.9.6.6-50**.

**Exhibit 2.9.6.6-50  
REGIONAL MARKET SHARES OF TOTAL ANNUAL ECONOMIC ACTIVITY**



*Regional Summaries*

As noted, airport specific estimates of annual economic impact were not developed as part of the FASP. However, from the FASP analysis it is possible to estimate annual economic impact by CFAPP region for both commercial and community airports. These estimates are discussed in the following sections. In order for airports in Florida to better respond to this objective, when FDOT again prepares a statewide economic impact study for its public airports, the scope of this effort should include estimates of economic impact for each airport.

**Central Florida Region**

There are no commercial airports in this region. The estimated annual economic impact for the 12 community airports in this region is as follows:

- Jobs – 1,470
- Payroll - \$42.4 million
- Economic Activity - \$143.9 million

**East Central Florida Metropolitan Area**

There are four commercial airports and 18 community airports in this region. The estimated annual economic impact for the airports in this region is as follows:

	Jobs	Payroll	Economic Activity
Commercial Airports	156,400	\$3.6 billion	\$14.0 billion
Community Airports	4,500	\$131.9 million	\$449.0 million
All Airports	160,900	\$3.7 billion	\$14.4 billion

North Central Florida Region

There is one commercial airport and 14 community airports in this region. The estimated annual economic impact for the airports in this region is as follows:

	Jobs	Payroll	Economic Activity
Commercial Airports	2,300	\$51.9 million	\$163.5 million
Community Airports	2,850	\$82.0 million	\$264.5 million
All Airports	5,150	\$133.6 million	\$264.5 million

Northeast Florida Metropolitan Area

There is one commercial airport and 7 community airports in this region. The estimated annual economic impact for the airports in this region is as follows:

	Jobs	Payroll	Economic Activity
Commercial Airports	19,700	\$446.4 million	\$1.8 billion
Community Airports	1,110	\$32.5 million	\$111.0 million
All Airports	20,800	\$478.9 million	\$ 2.0 billion

Northwest Florida Region

There are four commercial airports and 17 community airports in this region. The estimated annual economic impact for the airports in this region is as follows:

	Jobs	Payroll	Economic Activity
Commercial Airports	20,050	\$438.9 million	\$1.4 billion
Community Airports	1,290	\$36.4 million	\$126.6 million
All Airports	21,325	\$475.3 million	\$1.5 billion

Southeast Florida Metropolitan Area

There are four commercial airports and 16 community airports in this region. The estimated annual economic impact for the airports in this region is as follows:

	Jobs	Payroll	Economic Activity
Commercial Airports	233,600	\$5.3 billion	\$21.5 billion
Community Airports	4,800	\$137.2 million	\$462.8 million
All Airports	238,400	\$5.4 billion	\$22.0 billion

Southwest Florida Region

There are three commercial airports and 11 community airports in this region. The estimated annual economic impact for the airports in this region is as follows:

	Jobs	Payroll	Economic Activity
Commercial Airports	39,500	\$884.2 million	\$3.0 billion
Community Airports	1,630	\$48.1 million	\$164.4 million
All Airports	41,110	\$932.3 million	\$3.2 billion

Treasure Coast Region

There are no commercial airports in this region. The estimated annual economic impact for the seven community airports in this region is as follows:

- Jobs – 4,000
- Payroll - \$125.5 million
- Economic Activity - \$438.9 million

West Central Florida Metropolitan Area

There are two commercial airports and 9 community airports in this region. The estimated annual economic impact for the airports in this region is as follows:

	Jobs	Payroll	Economic Activity
Commercial Airports	64,800	\$1.5 billion	\$6.0 billion
Community Airports	1,500	\$43.6 million	\$147.9 million
All Airports	66,300	\$1.5 billion	\$6.1 billion

6.2 System Objective: Provide the public with information that details how commercial and community airports contribute to Florida's economy and quality of life.

All residents, visitors, and businesses in Florida benefit from Florida airports. Airports support Florida's quality of life in many ways. Airports support the following:

- Disaster relief
- Emergency medical services
- Patient and organ transfer
- Agricultural spraying
- Law enforcement
- Search and rescue
- Environmental patrols
- Insect control
- News and traffic reporting
- Customs and immigration
- Import and exporting
- Real estate
- Pilot training
- Aviation-related educational programs
- Advertising
- Protection of "green space"
- Power and pipeline inspections
- Community gatherings and support services
- Business and corporate travel needs
- Tourist travel
- Recreational activities and needs
- Just in time shipping and receiving

Residents of Florida, even those who never step foot on one of Florida's many public airports, benefit each day in some way from one or more of the airports in the state. Ideally, airports in Florida, especially the community airports, should develop and maintain a log or account of the ways the airport serves or supports the community.

In today's increasing global economy, there is no substitute for aviation. Roadways and railways can take a traveler one place, an airport can take them anywhere. Building on these concepts, it is important for each airport in each CFASPP region to document with statistics or anecdotal information the specific ways in which the airport serves or benefits the community.

In addition to enhancing quality of life, airports themselves are centers of economic activity. Commercial airports in Florida support an estimated 540,000 jobs, while the community airports support another 25,000 jobs. Each airport in Florida should ideally have its own economic impact study that details the annual employment, payroll, and economic activity that can be traced directly or indirectly to the airport and its operation. Preparation of this type of documentation should include the identification of non-aviation employers in the airport's market area that rely on or benefit on a regular basis from the airport.

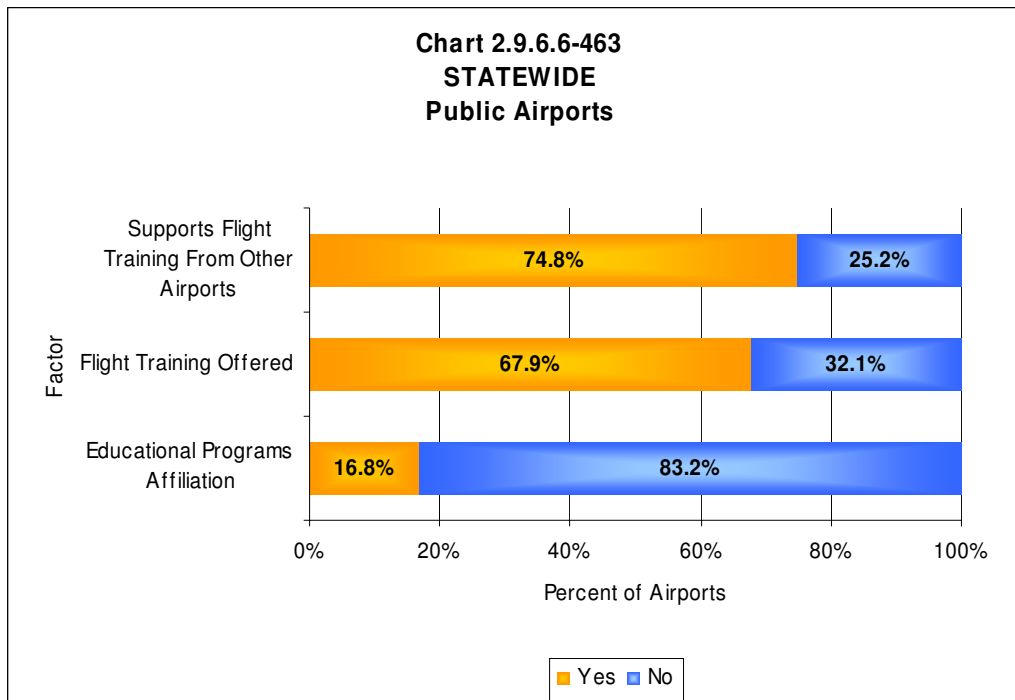
By having on hand information on the ways that airports improve the quality of life in the communities they serve and how they support the area economy, airports in Florida can be better positioned to meet this objective.

6.3 System Objective: Promote aviation with Florida educational institutions.

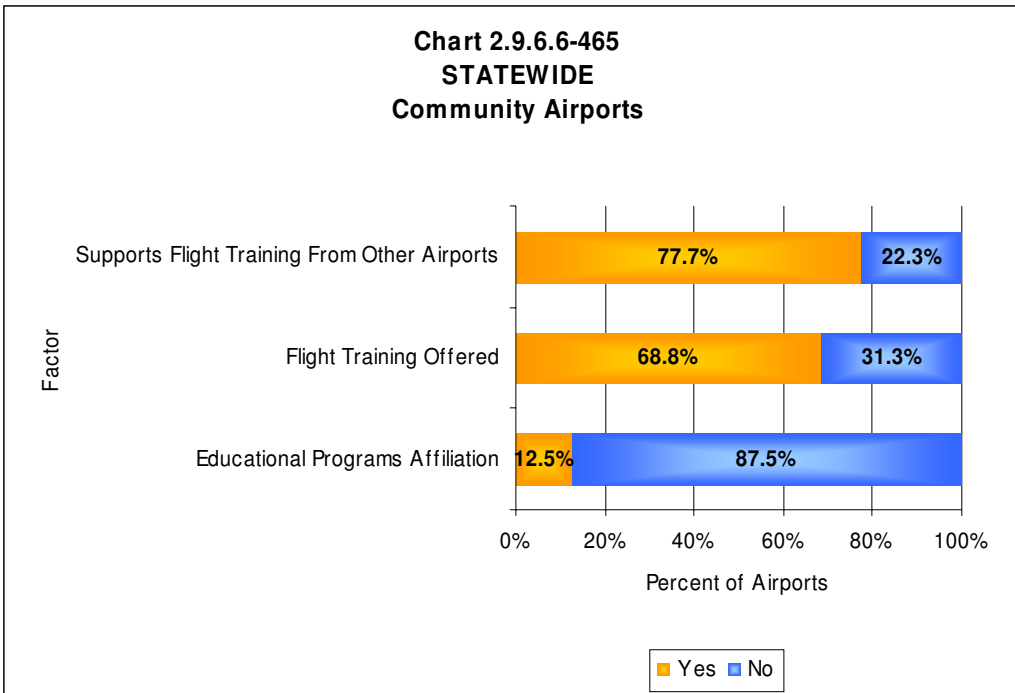
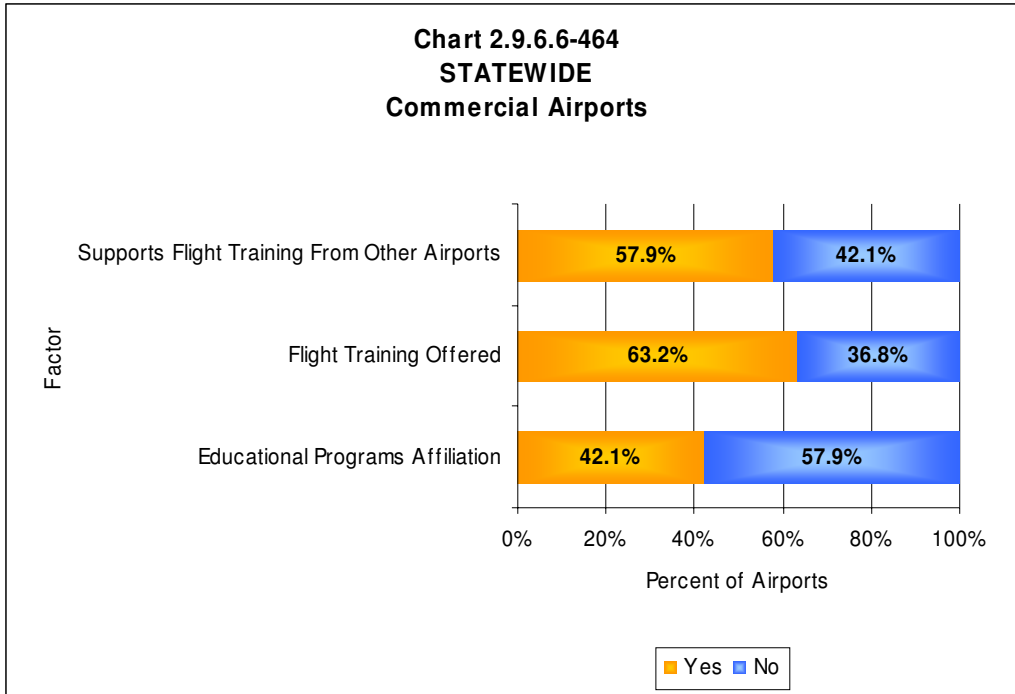
In order to meet this objective, information provided by each airport was examined to determine whether airports reported that they support educational programs, offer flight training, or if they support flight training from other airports. The system performance in regard to these factors is summarized for all commercial and community airports in the state and by CFASPP region in the following sections.

*Statewide Summary*

As indicated in **Chart 2.9.6.6-463**, approximately 75 percent of all public airports in the state report they support flight training from other airports, and 68 percent of all public airports in the state offer flight training services. Additionally, approximately 17 percent of all public airports in the state support educational programs associated with institutions in their community; the remaining 83 percent of all public airports report they do not support educational programs.



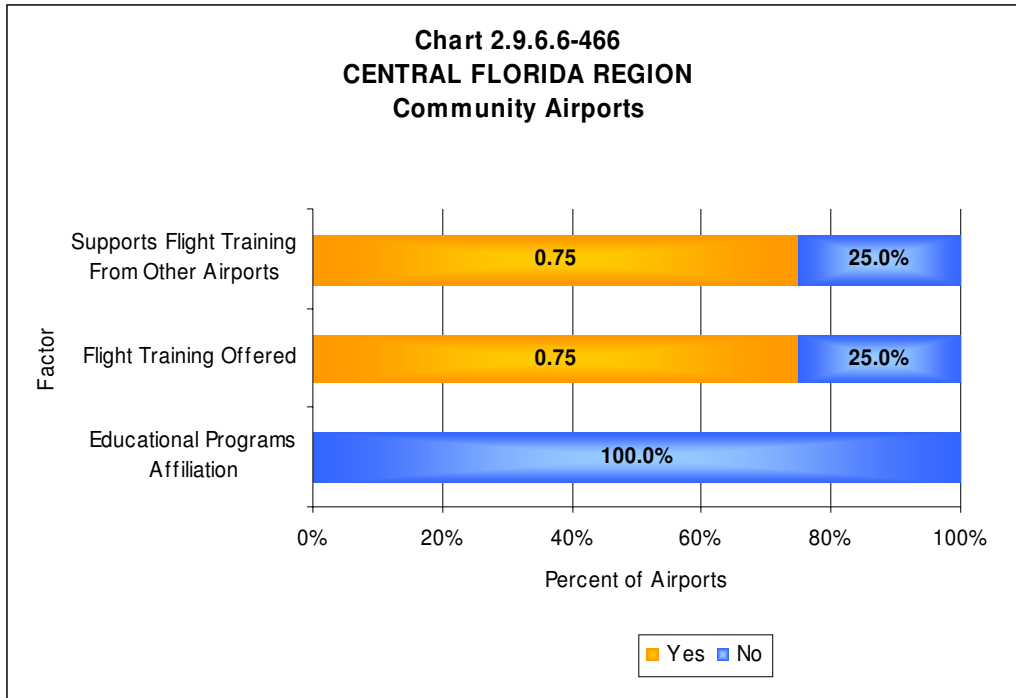
As indicated in **Charts 2.9.6.6-464** and **2.9.6.6-465**, approximately 58 percent of all commercial airports and 78 percent of all community airports in the state report they support flight training from other airports. Approximately 63 percent of all commercial airports in the state report they provide flight training services, and 42 percent of all commercial airports report they have educational programs. As shown in Chart 2.9.6.475, approximately 69 percent of all community airports in the state offer flight training, and 13 percent of all community airports report they have educational programs. The remaining 87 percent of all community airports in this region report they do not have educational programs.



Regional Summaries

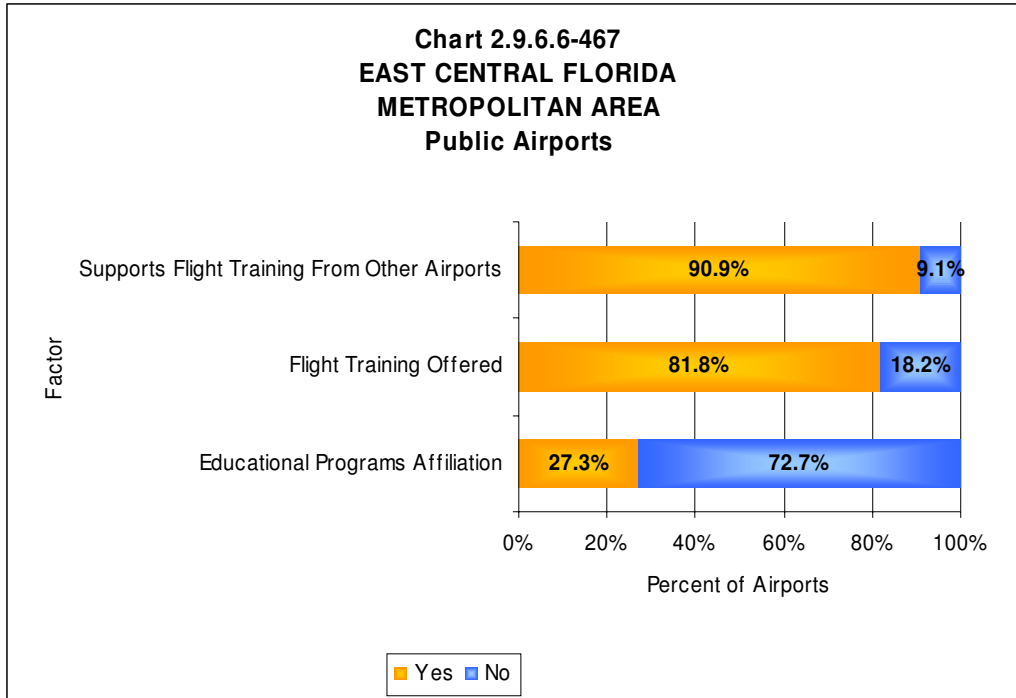
Central Florida Region

The Central Florida Region contains 12 public airport facilities, all of which are designated as community airports. As indicated in **Chart 2.9.6.6-466**, approximately 75 percent of all public airports in this region report they support flight training from other airports, and 75 percent of all public airports in this region offer flight training services. 100 percent of all public airports in the Central Florida Region report they do not support educational programs affiliated with area institutions.

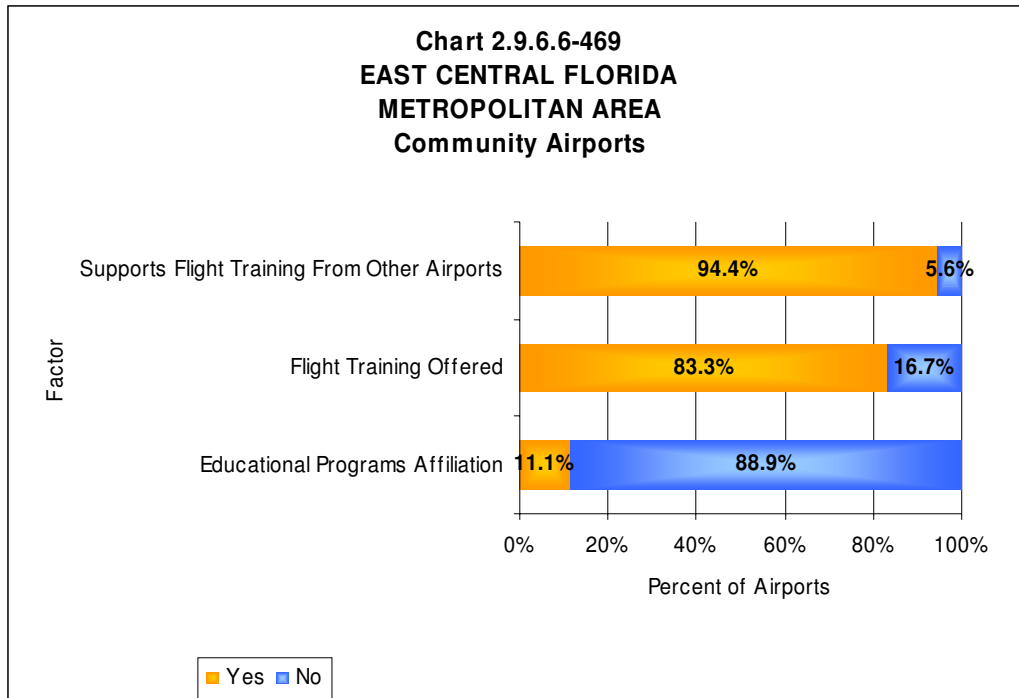
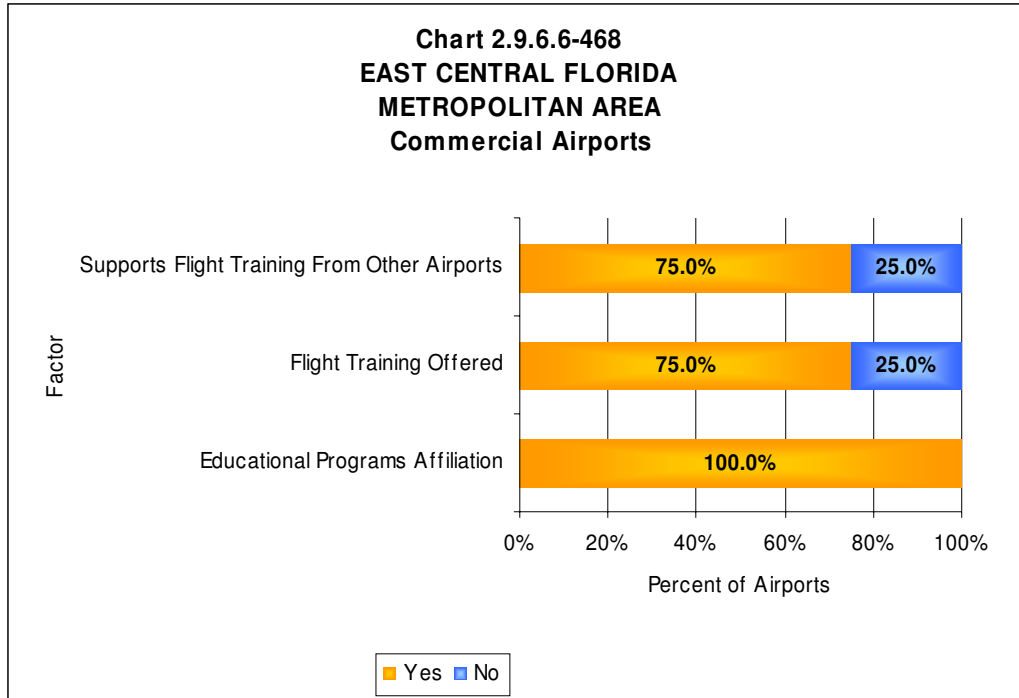


East Central Florida Metropolitan Area

As indicated in **Chart 2.9.6.6-467**, approximately 91 percent of all public airports in the East Central Florida Metropolitan Area report they support flight training from other airports, and 82 percent of all public airports in this region offer flight training services. Additionally, approximately 27 percent of all public airports in the East Central Florida Metropolitan Area support educational programs; the remaining 73 percent of all public airports in this region report they do not support educational programs affiliated with area schools.

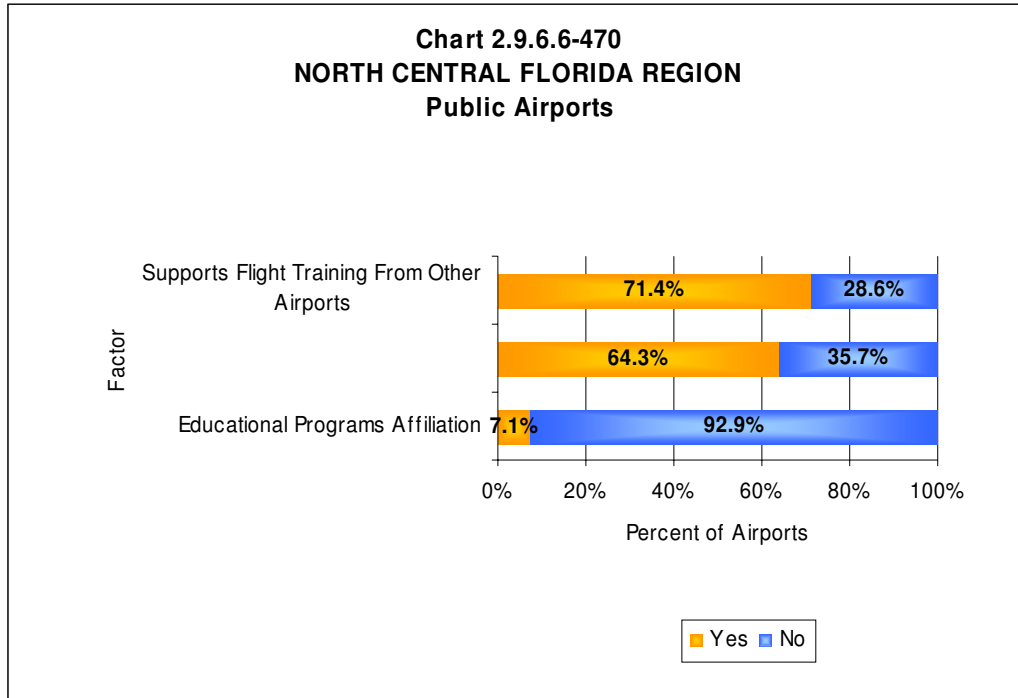


As indicated in **Charts 2.9.6.6-468** and **2.9.6.6-469**, approximately 75 percent of all commercial airports and 94 percent of all community airports in the East Central Florida Metropolitan Area report they support flight training from other airports. 75 percent of all commercial airports in this region report they provide flight training services, and 100 percent of all commercial airports report they support educational programs. As shown in **Chart 2.9.6.6-479**, approximately 83 percent of all community airports in the East Central Florida Metropolitan Area offer flight training, and 11 percent of all community airports report they support educational programs. The remaining 89 percent of all community airports in this region report they do not support educational programs affiliated with area schools.

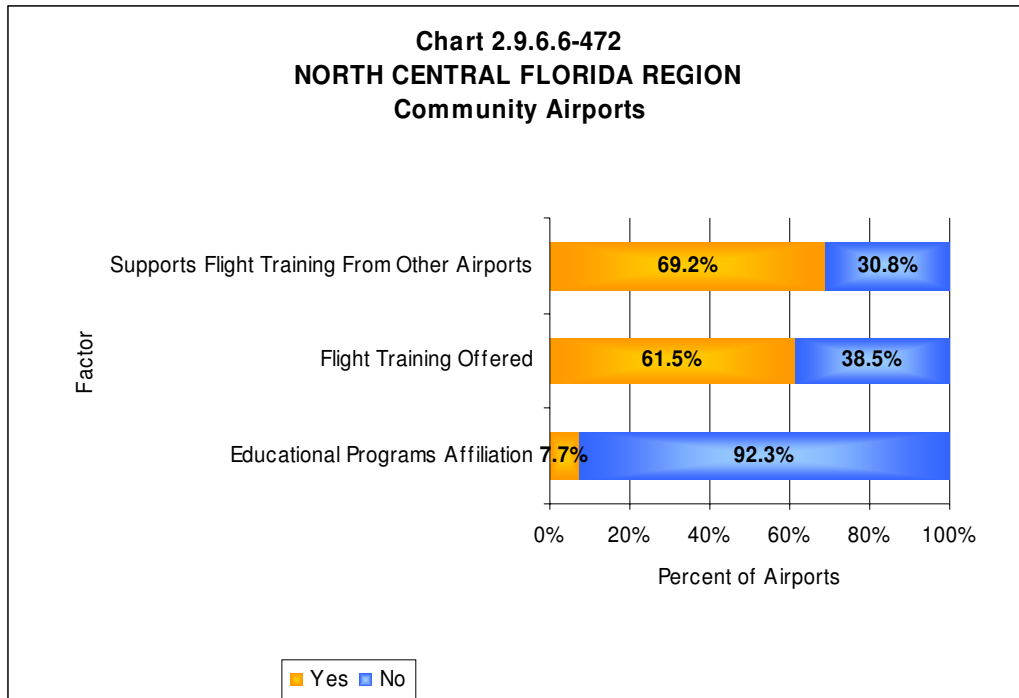
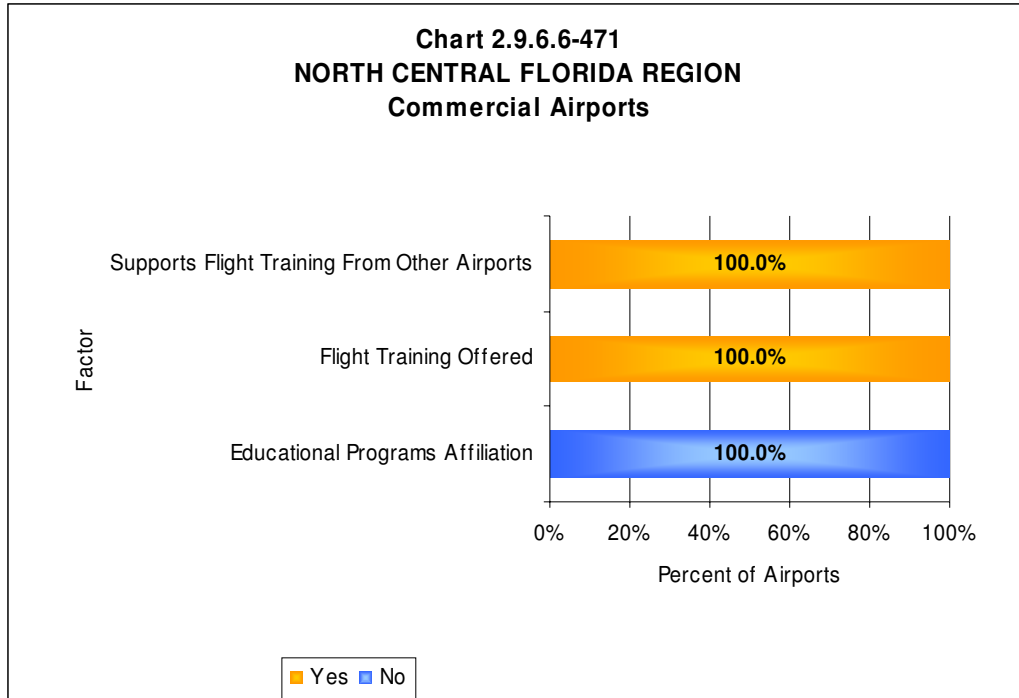


North Central Florida Region

As indicated in **Chart 2.9.6.6-470**, approximately 71 percent of all public airports in the North Central Florida Region report they support flight training from other airports, and 64 percent of all public airports in this region offer flight training services. Additionally, approximately seven percent of all public airports in the North Central Florida Region support educational programs; the remaining 93 percent of all public airports report they do not support educational programs affiliated with local schools.

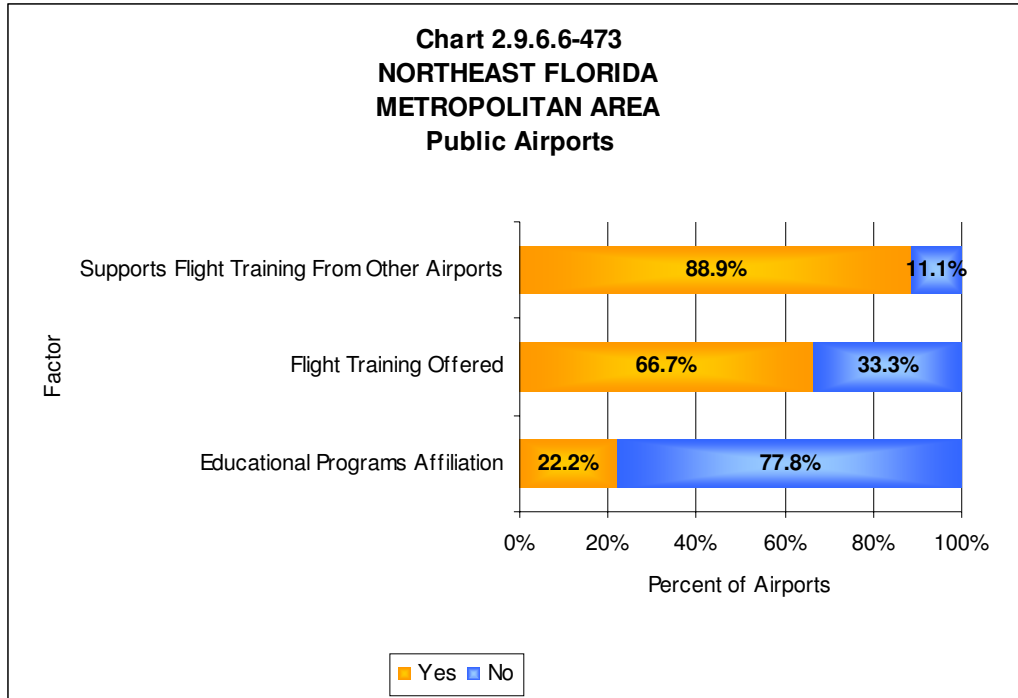


As indicated in **Chart 2.9.6.6-471**, the one commercial airport in the North Central Florida Region reports it supports flight training from other airports, and offers flight training; this airport reports that it does not support educational programs available. As shown in **Chart 2.9.6.6-472**, approximately 69 percent of all community airports in the North Central Florida Region report they support flight training from other airports, and 62 percent of all community airports in this region report they provide flight training services. Approximately eight percent of all community airports in the North Central Florida Region report they support educational programs; the remaining 92 percent of all community airports in this region report they do not support educational programs affiliated with local schools.

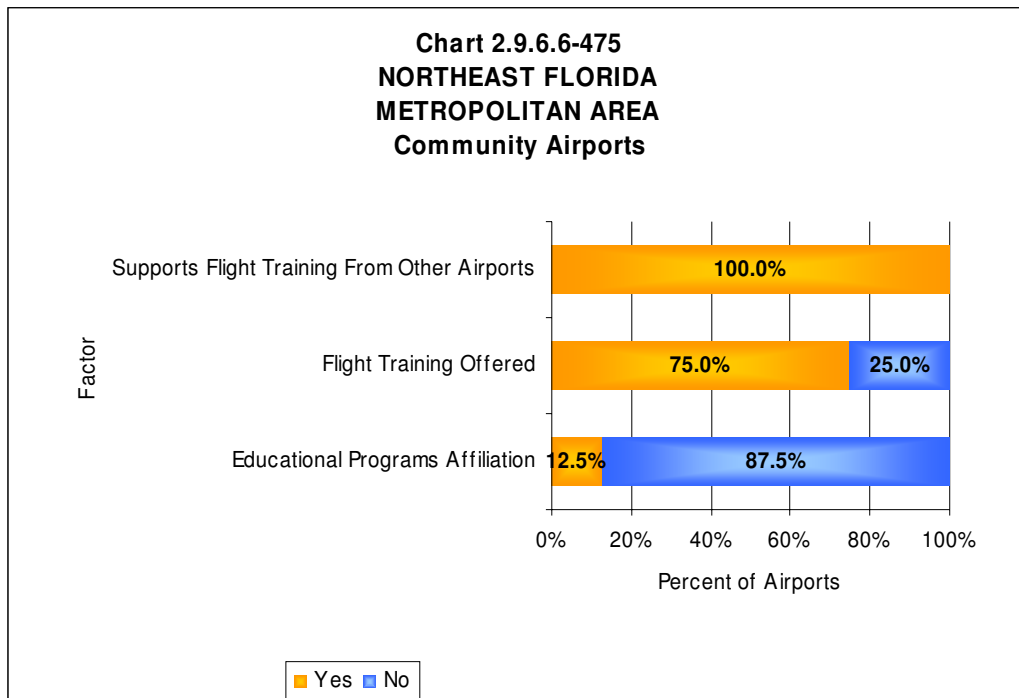
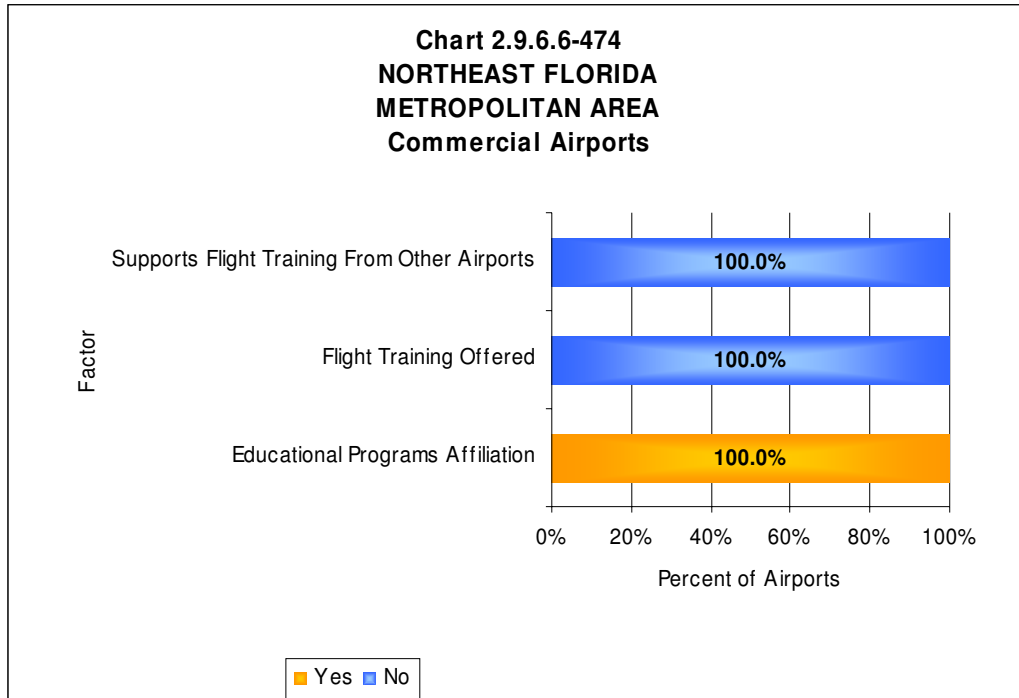


Northeast Florida Metropolitan Area

As indicated in **Chart 2.9.6.6-473**, approximately 89 percent of all public airports in the Northeast Florida Metropolitan Area report they support flight training from other airports, and 67 percent of all public airports in this region offer flight training services. Additionally, approximately 22 percent of all public airports in the Northeast Florida Metropolitan Area support educational programs; the remaining 78 percent of all public airports report they do not support educational programs associated with local institutions.

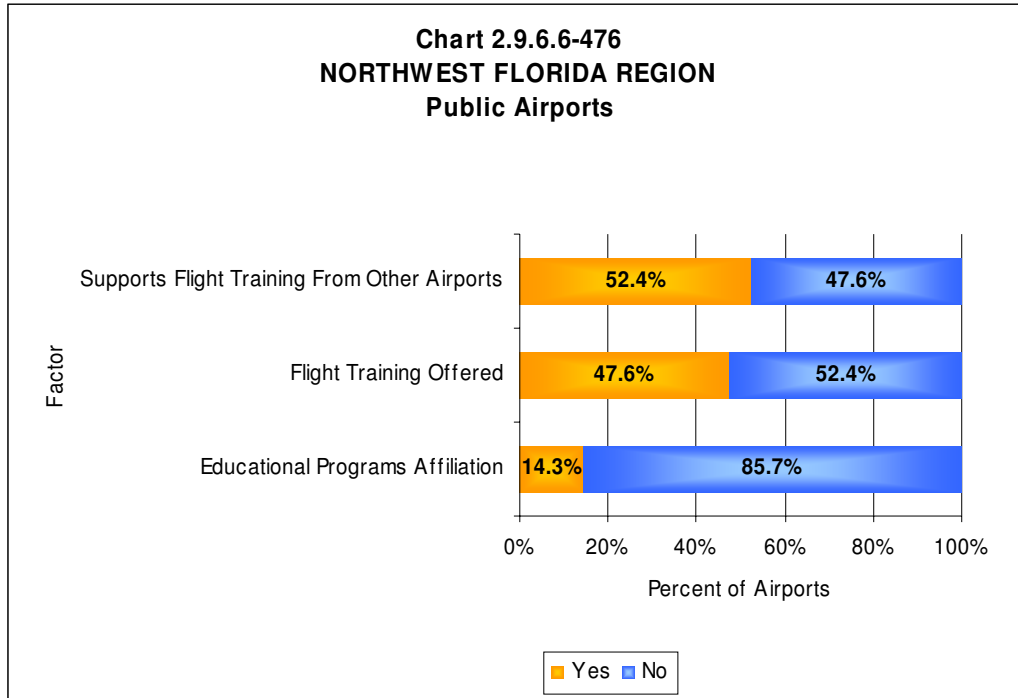


As indicated in **Chart 2.9.6.6-474**, the one commercial airport in the Northeast Florida Metropolitan Area reports that it does not support flight training from other airports and does not offer flight training. This commercial airport reports that it does support educational programs. As shown in **Chart 2.9.6.6-475**, 100 percent of all community airports in the Northeast Florida Metropolitan Area report they support flight training from other airports, and 75 percent of all community airports in this region report they provide flight training services. As shown in **Chart 2.9.6.6-475**, approximately 13 percent of all community airports in this region report they support educational programs; the remaining 87 percent of all community airports in the Northeast Florida Metropolitan Area report they do not support educational programs.

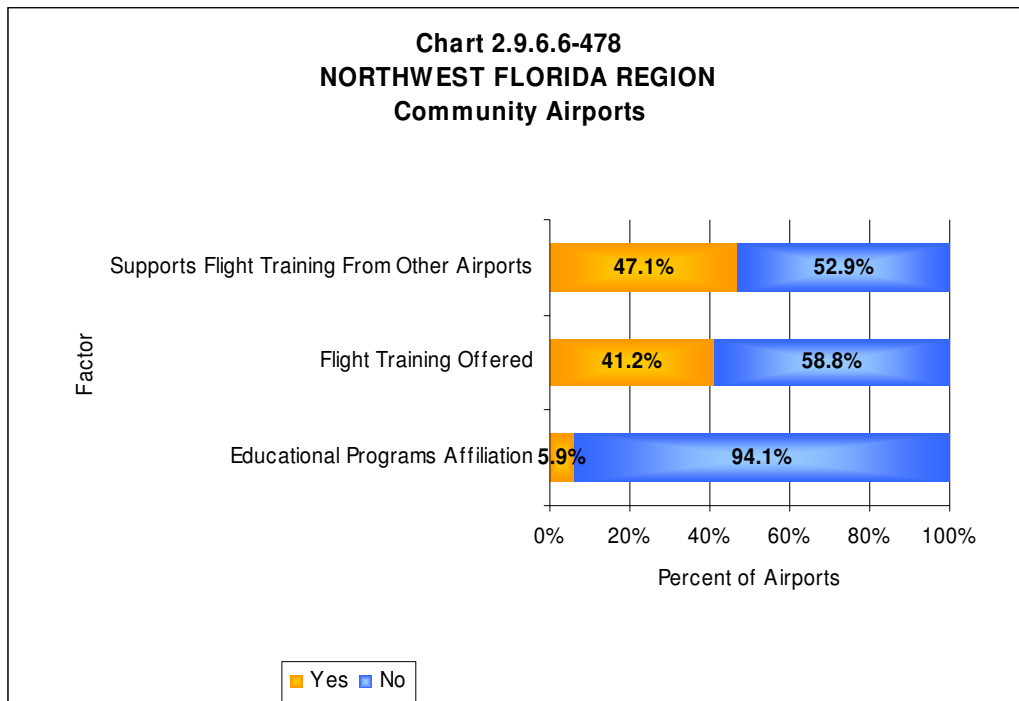
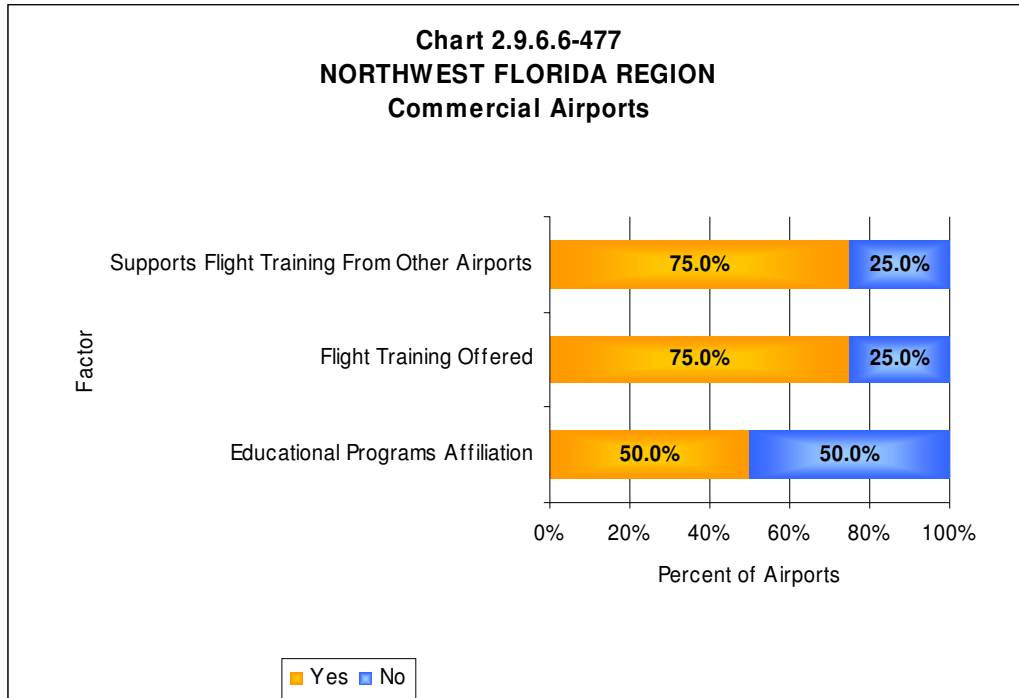


Northwest Florida Region

As indicated in **Chart 2.9.6.6-476**, approximately 52 percent of all public airports in the Northwest Florida Region report they support flight training from other airports, and 48 percent of all public airports in this region offer flight training services. Additionally, approximately 14 percent of all public airports in the Northwest Florida Region support educational programs; the remaining 86 percent of all public airports report they do not support educational programs associated with local schools.

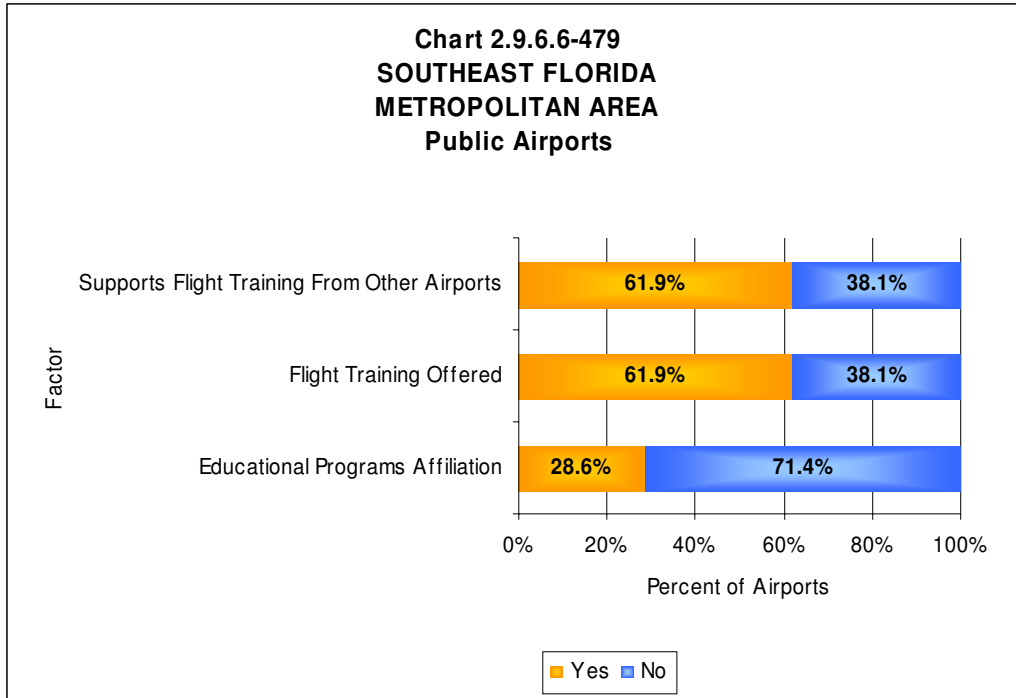


As indicated in **Charts 2.9.6.6-477** and **2.9.6.6-478**, approximately 75 percent of all commercial airports and 47 percent of all community airports in the Northwest Florida Region report they support flight training from other airports. 75 percent of all commercial airports in this region report they provide flight training services, and 50 percent of all commercial airports report they support educational programs. As shown in Chart 2.9.6.6-488, approximately 41 percent of all community airports in the Northwest Florida Region offer flight training, and six percent of all community airports report they support educational programs. The remaining 94 percent of all community airports in this region report they do not support educational programs associated with local schools.

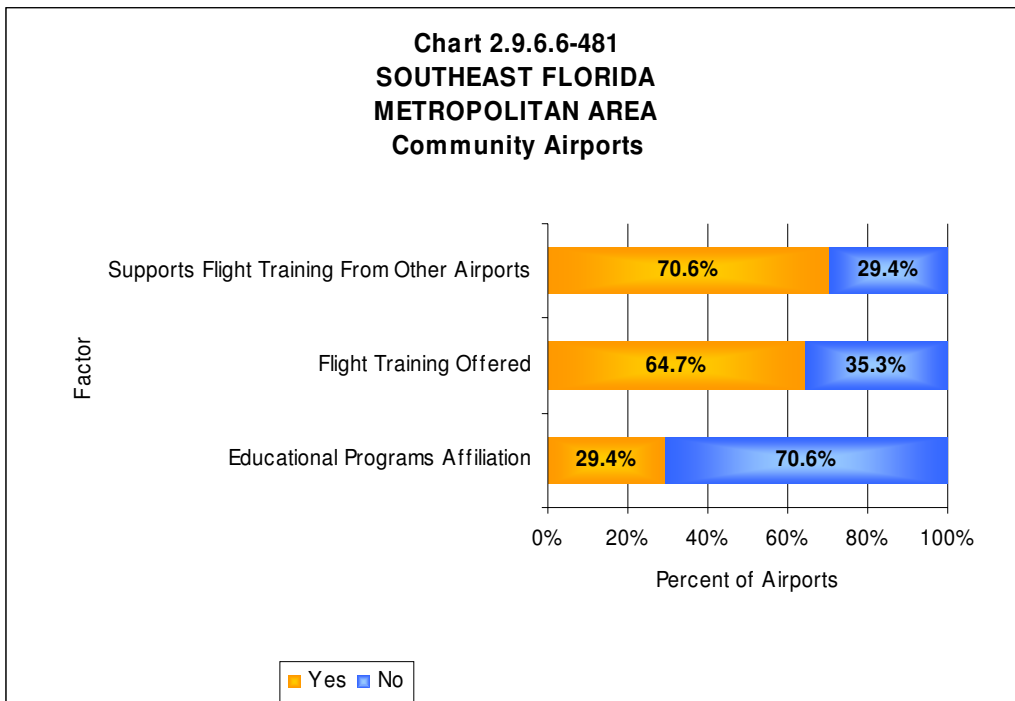
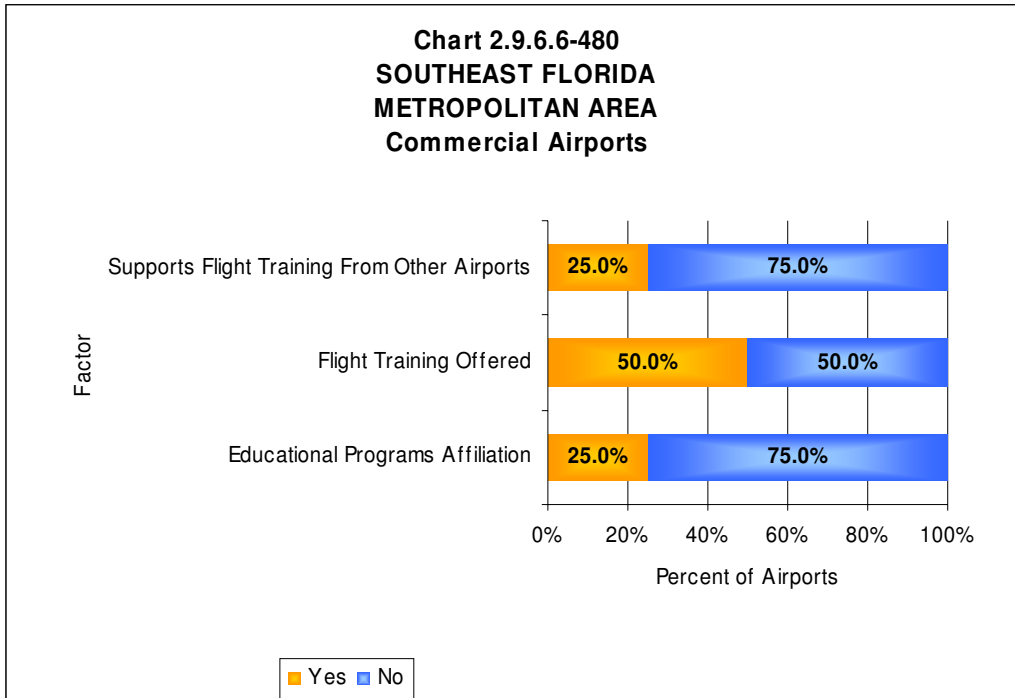


Southeast Florida Metropolitan Area

As indicated in **Chart 2.9.6.6-479**, approximately 62 percent of all public airports in the Southeast Florida Metropolitan Area report they support flight training from other airports, and the same percentage of all public airports in this region offer flight training services. Additionally, approximately 29 percent of all public airports in the Southeast Florida Metropolitan Area support educational programs; the remaining 71 percent of all public airports report they do not support educational programs associated with local schools.

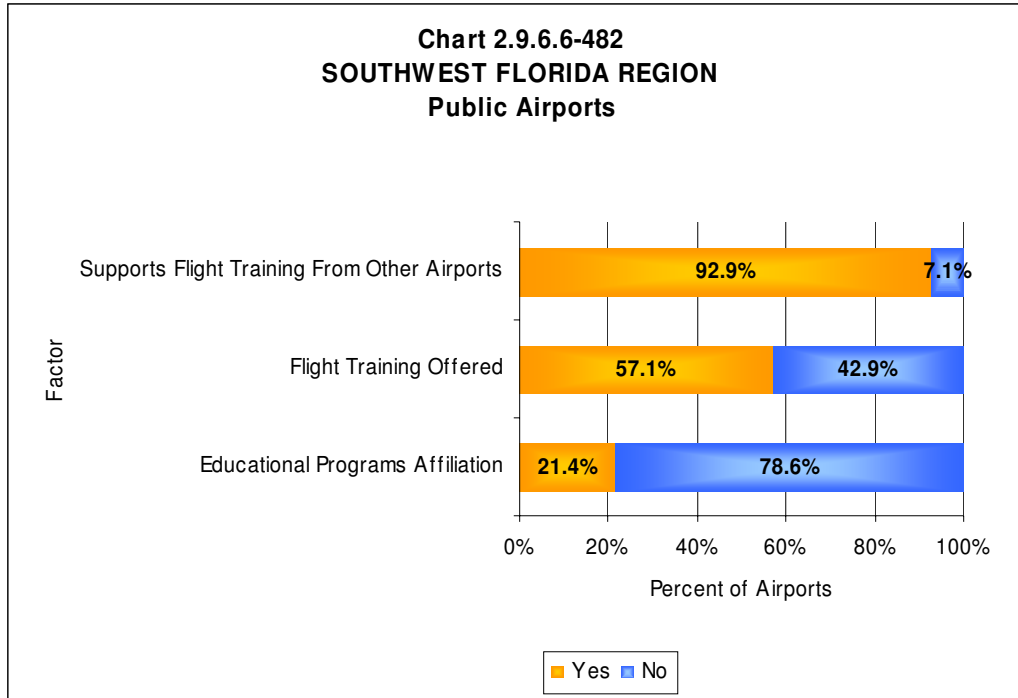


As indicated in **Charts 2.9.6.6-480** and **2.9.6.6-481**, approximately 25 percent of all commercial airports and 71 percent of all community airports in the Southeast Florida Metropolitan Area report they support flight training from other airports. 50 percent of all commercial airports in this region report they provide flight training services, and 25 percent of all commercial airports report they support educational programs. As shown in **Chart 2.9.6.6-491**, approximately 65 percent of all community airports in the Southeast Florida Metropolitan Area offer flight training, and 29 percent of all community airports report they support educational programs. The remaining 71 percent of all community airports in this region report they do not support educational programs associated with local schools.

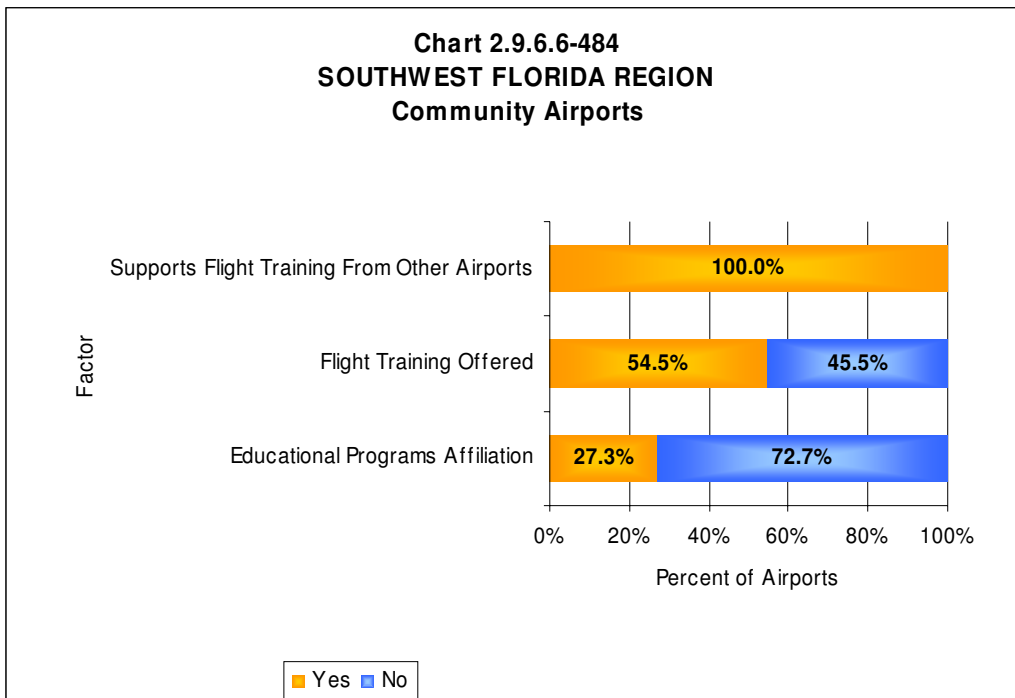
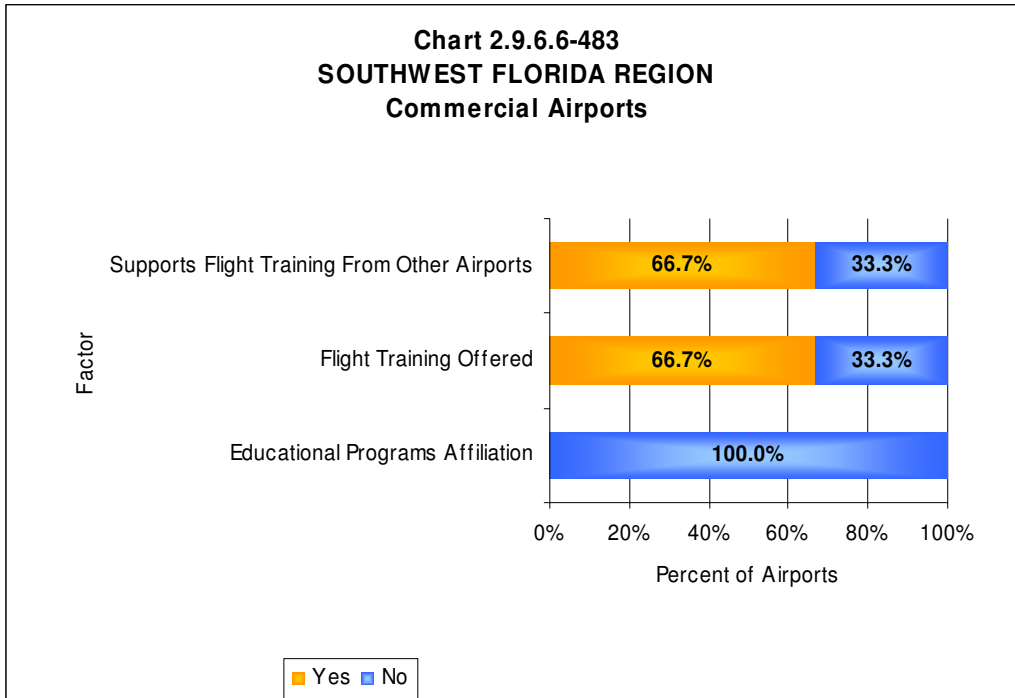


Southwest Florida Region

As indicated in **Chart 2.9.6.6-482**, approximately 93 percent of all public airports in the Southwest Florida Region report they support flight training from other airports, and 57 percent of all public airports in this region offer flight training services. Additionally, approximately 21 percent of all public airports in the Southwest Florida Region support educational programs; the remaining 79 percent of all public airports report they do not support educational programs affiliated with local schools.

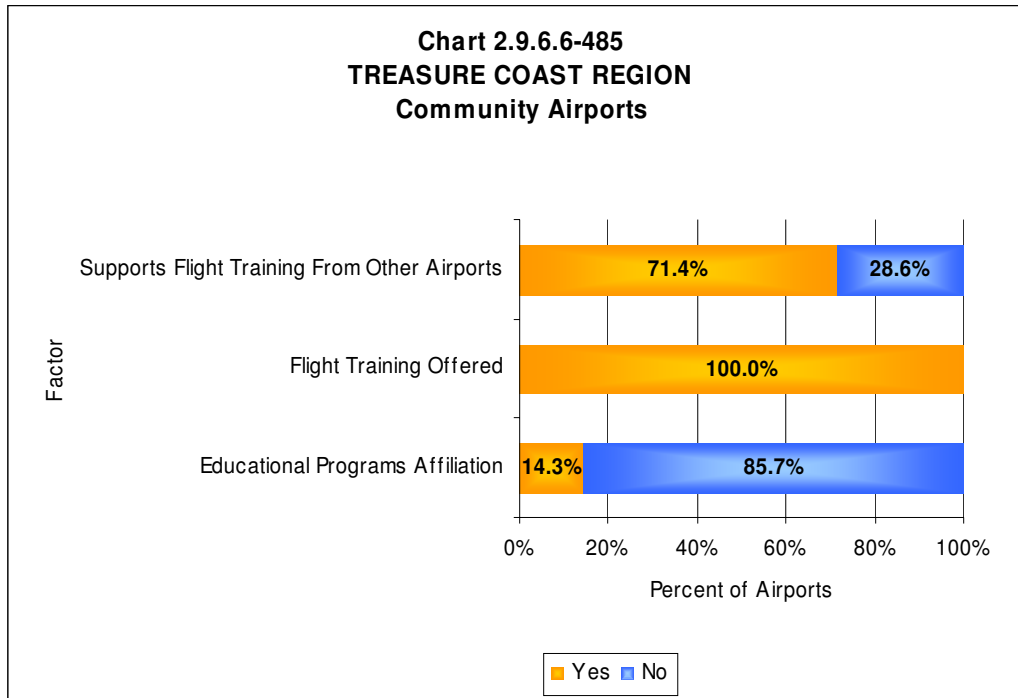


As indicated in **Charts 2.9.6.6-483** and **2.9.6.6-484**, approximately 67 percent of all commercial airports and 100 percent of all community airports in the Southwest Florida Region report they support flight training from other airports. Approximately 67 percent of all commercial airports in this region report they provide flight training services, and 100 percent of all commercial airports report they do not support educational programs. As shown in Chart 2.9.6.6-484, approximately 55 percent of all community airports in the Southwest Florida Region offer flight training, and 27 percent of all community airports report they support educational programs. The remaining 73 percent of all community airports in this region report they do not support educational programs affiliated with local schools.



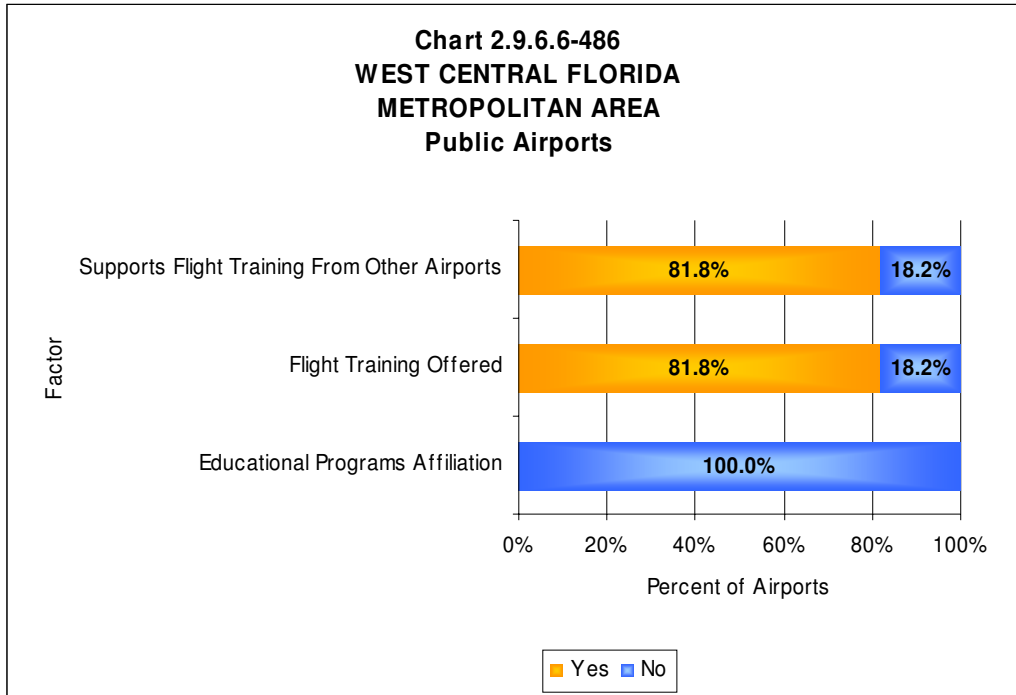
Treasure Coast Region

There are seven public airports located in the Treasure Coast Region, all of which are designated as community airports. As indicated in **Chart 2.9.6.6-485**, approximately 71 percent of all community airports in the Treasure Coast Region report they support flight training from other airports, and 100 percent of all community airports in this region offer flight training services. Additionally, approximately 14 percent of all community airports in the Treasure Coast Region support educational programs; the remaining 86 percent of all community airports report they do not support educational programs affiliated with area educational institutions.



West Central Florida Metropolitan Area

As indicated in **Chart 2.9.6.6-486**, approximately 82 percent of all public airports in the West Central Florida Metropolitan Area report they support flight training from other airports, and the same percentage of all public airports in this region offer flight training services. As shown, 100 percent of all public airports in the West Central Florida Metropolitan Area report they do not support educational programs.



As indicated in **Chart 2.9.6.6-487**, 50 percent of all commercial airports in the West Central Florida Metropolitan Area report they support flight training from other airports, and the same percentage of all commercial airports offer flight training. 100 percent of all commercial airports in this region report they do not support educational programs. As shown in **Chart 2.9.6.6-488**, approximately 89 percent of all community airports in the West Central Florida Metropolitan Area report they support flight training from other airports, and the same percentage of all community airports provide flight training services. 100 percent of all community airports in this region report they do not support educational programs associated with area schools.

