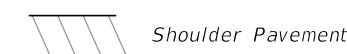


GENERAL NOTES:

1. Taper-Type exit and entrance terminals as detailed shall not be used on ramps for which a speed of 50 MPH or greater cannot be maintained. For such ramps, parallel deceleration and acceleration lanes shall be used in place of tapers with lengths set according to AASHTO.
2. Shoulder Pavement:
 - A. Concrete Pavement Projects: Where shoulder pavement adjacent to shoulder gutter is less than 6' wide, it shall be identical to the adjacent roadway pavement beginning with the transverse joint nearest the point of 6' width.
 - B. Flexible Pavement Projects: Where shoulder pavement used in conjunction with shoulder gutter is less than 6' uniform width, it shall be identical to the adjacent roadway pavement.
3. For concrete pavement joint details and layouts at entrance and exit ramp terminals, see Index 350-001.

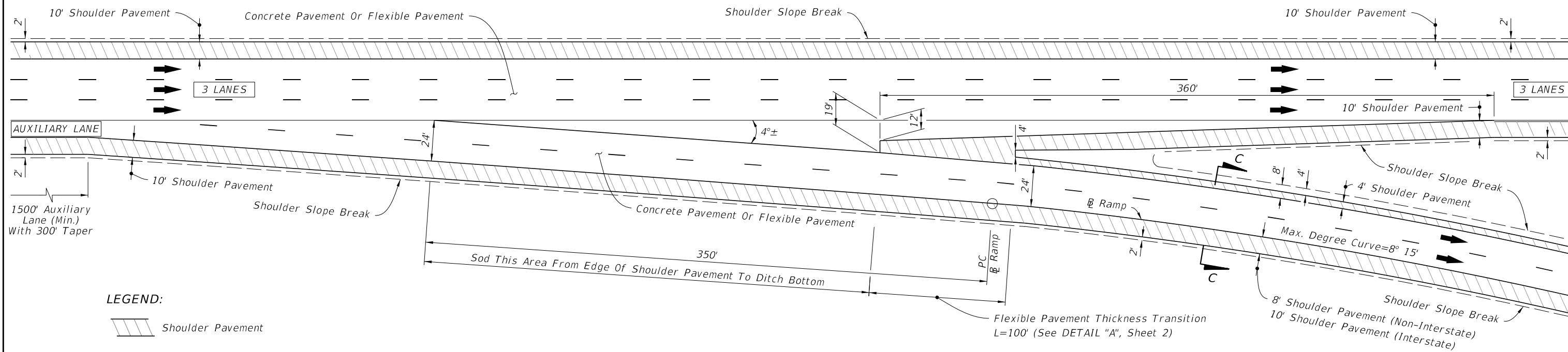
LEGEND:



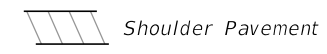
9/10/2024 10:34:07 AM

LAST REVISION 11/01/17	DESCRIPTION:	 FY 2025-26 STANDARD PLANS	RAMP TERMINALS	INDEX 000-525	SHEET 1 of 5
---------------------------	--------------	---	-----------------------	------------------	-----------------

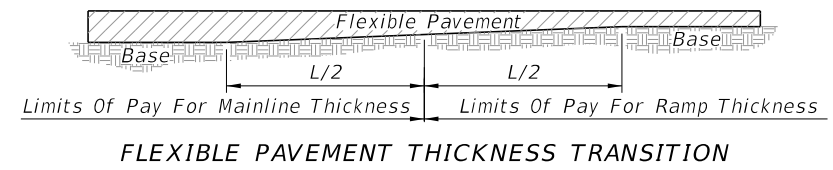
SINGLE LANE RAMPS - EXIT TERMINALS



LEGEND:

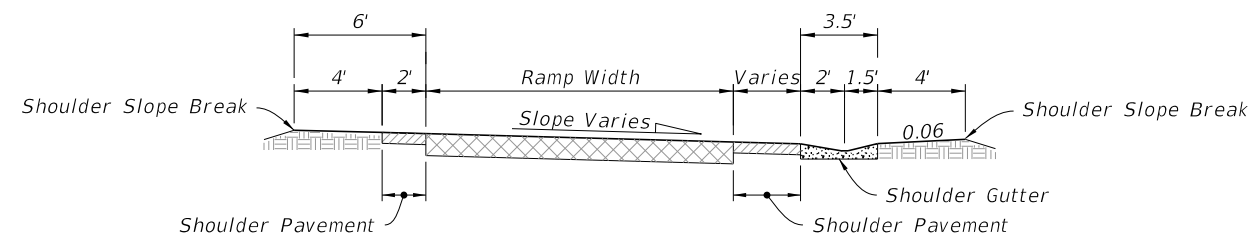


THREE THRU LANES - APPROACH AUXILIARY LANE
(Shown Without Shoulder Gutter)

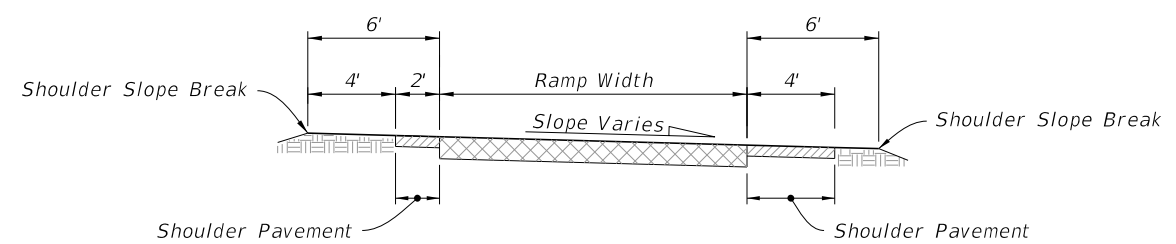


FLEXIBLE PAVEMENT THICKNESS TRANSITION

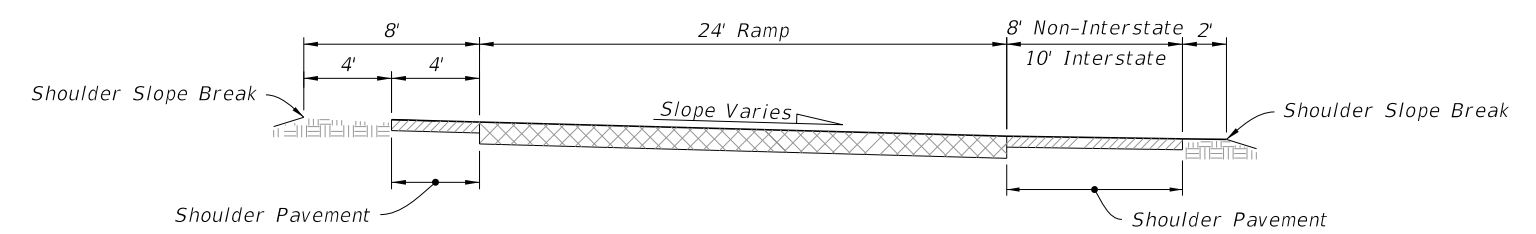
DETAIL "A"



SECTION A-A




SECTION B-B

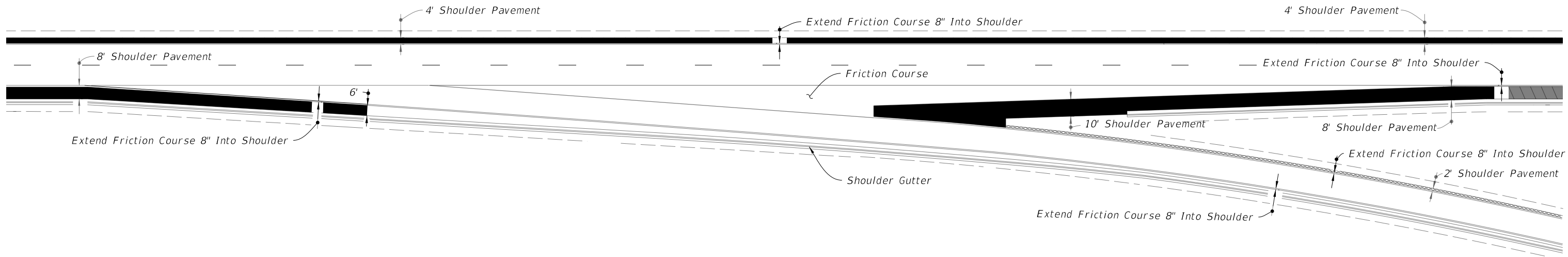


SECTION C-C

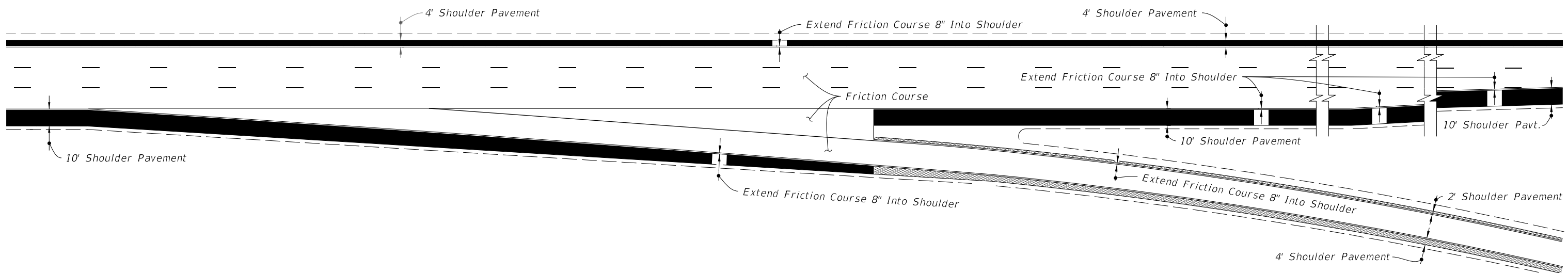
TWO LANE RAMPS - EXIT TERMINALS

9/10/2024 10:34:14 AM

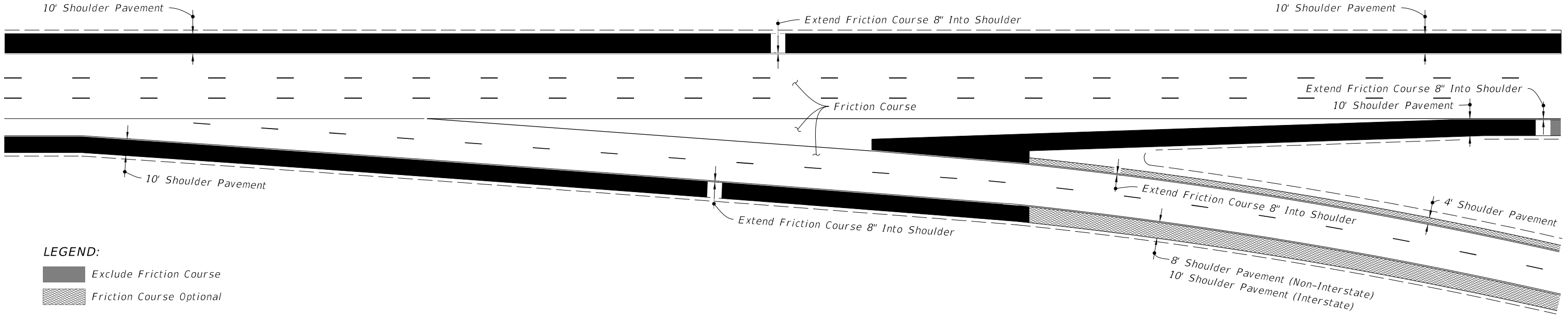
LAST REVISION 11/01/17	REVISION	DESCRIPTION:	 FY 2025-26 STANDARD PLANS	RAMP TERMINALS	INDEX 000-525	SHEET 2 of 5
---------------------------	----------	--------------	---	----------------	------------------	-----------------



TWO THRU LANES
(Shown With Shoulder Gutter)



THREE APPROACH LANES - TWO THRU LANES
(Shown Without Shoulder Gutter)



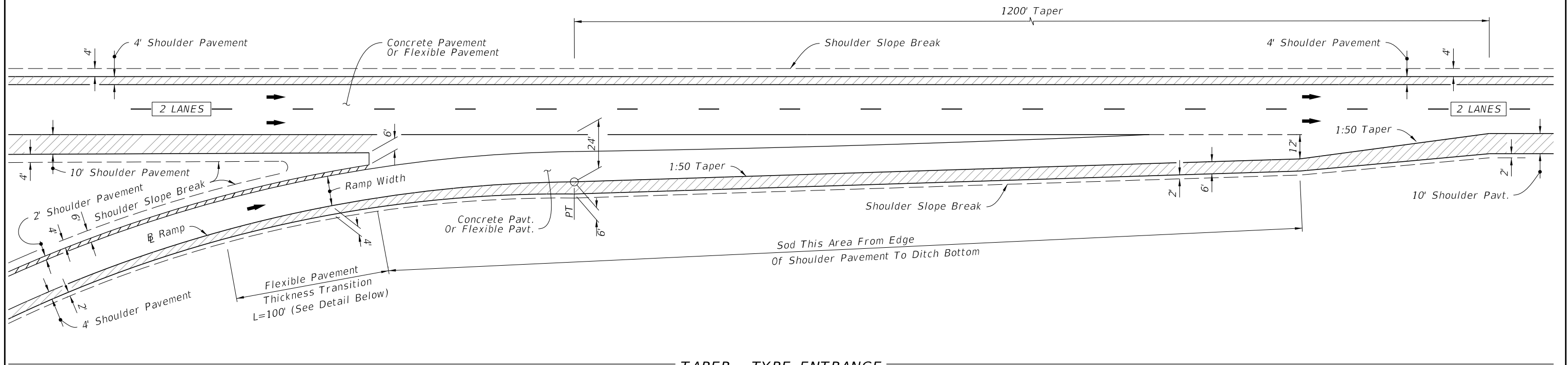
THREE THRU LANES - APPROACH AUXILIARY LANE
(Shown Without Shoulder Gutter)

LEGEND:
 Exclude Friction Course
 Friction Course Optional

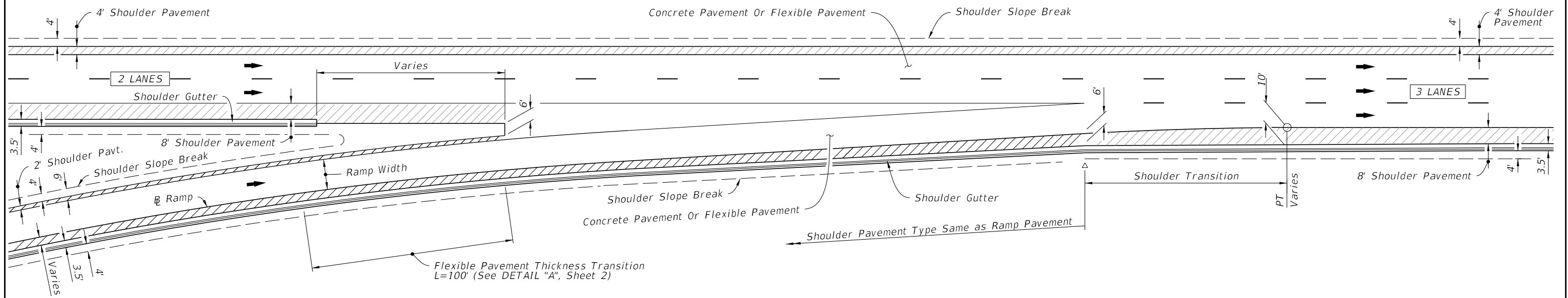
EXIT TERMINALS - FRICTION COURSE LOCATION (FOR FLEXIBLE PAVEMENT)

10/30/2024 2:04:03 PM

LAST REVISION 11/01/17	REVISION	DESCRIPTION:		FY 2025-26 STANDARD PLANS	RAMP TERMINALS	INDEX 000-525	SHEET 3 of 5
---------------------------	----------	--------------	--	------------------------------	----------------	------------------	-----------------

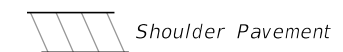


TAPER - TYPE ENTRANCE



PARALLEL - TYPE ENTRANCE

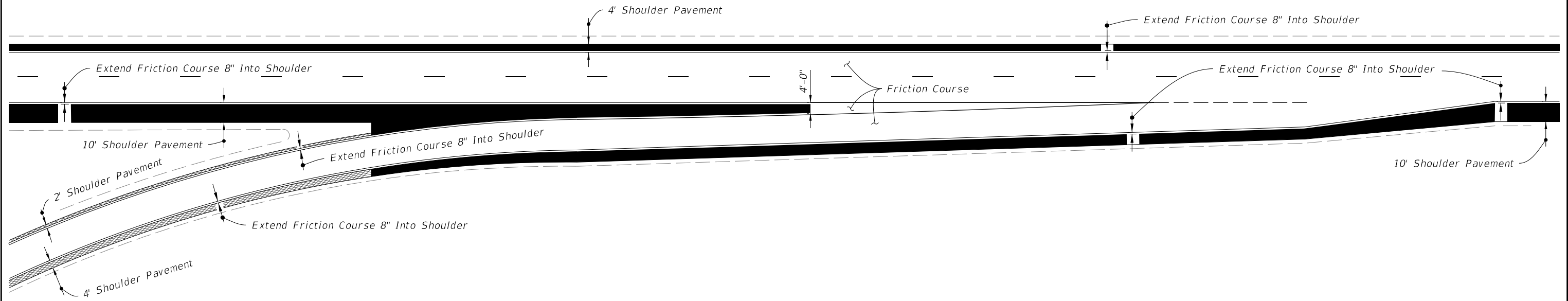
LEGEND:



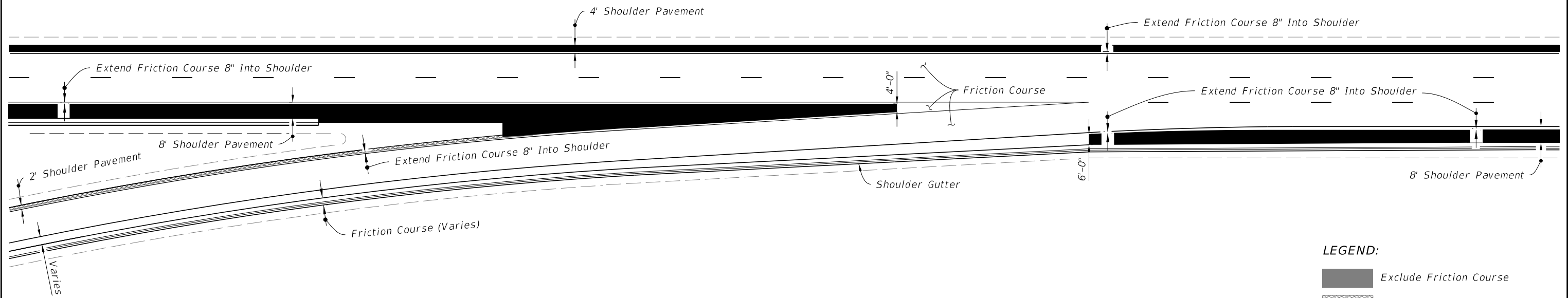
9/10/2024 10:34:27 AM

SINGLE LANE RAMPS - ENTRANCE TERMINALS

LAST REVISION 11/01/17	DESCRIPTION:		FY 2025-26 STANDARD PLANS	RAMP TERMINALS	INDEX	SHEET
					000-525	4 of 5



TAPER - TYPE ENTRANCE
(Shown Without Shoulder Gutter)



PARALLEL - TYPE ENTRANCE
(Shown With Shoulder Gutter)

- LEGEND:**
- Exclude Friction Course
 - Friction Course Optional

ENTRANCE TERMINALS - FRICTION COURSE LOCATION (FOR FLEXIBLE PAVEMENT)

9/10/2024 10:34:34 AM

LAST REVISION 11/01/17	REVISION	DESCRIPTION:		FY 2025-26 STANDARD PLANS	RAMP TERMINALS	INDEX 000-525	SHEET 5 of 5
---------------------------	----------	--------------	--	------------------------------	----------------	------------------	-----------------