



# **MPOAC STAFF DIRECTORS' COMMITTEE MEETING**


January 30, 2019  
Orlando Airport Marriott Lakeside  
7499 Augusta National Drive, Orlando, FL

**Greg Stuart, Presiding**





Call to Order  
&  
Pledge of Allegiance



# Approval of Minutes November 01, 2018



# Public Comments (non-agenda items)



# Executive Director's Report

UPWP Report  
Committee Report  
2019 Legislative Update

# UPWP Report

A decorative graphic consisting of several overlapping, wavy, light blue and teal lines that curve upwards from the left and then downwards towards the right, positioned behind the title.

Accomplishments are in the meeting packet

MPOAC is slightly over budget



# Accomplishment Highlights

- First Legislative Newsletter of 2019
- Coordinated with Florida League of Cities and presented to their Transportation Committee Twice
- Worked with FDOT and FHWA to revise the Consensus document
- FDOT/MPOAC Leadership meetings

# Committee Update

Implementing the  
Strategic Plan

Adopted April  
2016

Four Committees:

Complete Streets  
Noteworthy  
Practices  
Training  
Communications



MPOAC Strategic Directions Plan





# Committee Status

Complete Streets – Final Report issued  
Noteworthy Practices – Underway  
2019 Work Plan in Packet

Training and Communications Committees – To be launched

Freight Committee – Underway since 2013

- Developed a Freight Project Priority List
- Used by FDOT in programming projects
- Submitted 37 projects from 16 MPOs



# 2019 Legislative Update

- First Legislative Newsletter of 2019
- Legislature has held two committee weeks thus far

## -Bills to Watch:

HB 71/SB 158 – Vulnerable Road Users

HB 75/SB 132 – Drones for Police

SB 306/HB 6003 – Red Light Cameras

HB 311 – Autonomous Vehicles

HB 341 – Car and Railroad Crashes

HB 385 – Transportation-watch surtax part

HB 453 – Scooter bill

SB 76/HB 107 – Texting and Driving



# Florida DOT Presentation

A decorative graphic consisting of several overlapping, curved, light blue and white shapes that resemble a stylized wave or a ribbon, positioned in the upper right quadrant of the slide.

# FHWA Florida Division Presentation

- FHWA TMA Certification Review Updates
- Transportation Performance Measures Updates

The slide features a dark blue background with several large, overlapping white circles. A vertical blue bar is positioned in the top right corner. The text is centered on the left side of the slide.

# FHWA/FTA TMA Certifications


MPOAC  
JANUARY 2019

# Dec 2018 Updates for TMA Certifications

- ▶ Issued Tips for TMA Certification Social Media Outreach
  - ▶ Social Media In Lieu of Public Meeting
  - ▶ Depends on each MPO and their typical Outreach Practices
- ▶ New Website for TMA Certification Public Comments
  - ▶ Email will go directly to the FHWA Planners
  - ▶ Method is In Addition to Other Outreach Methods

<https://www.fhwa.dot.gov/fldiv/tma.cfm>

The screenshot shows the Florida Division website page for Transportation Management Area (TMA) Certification Reviews. The page has a dark blue header with the text "Florida Division" and a navigation menu with links for "About", "Programs", "Resources", "Briefing Room", and "Contact". A search bar is located on the right side of the header. Below the header, there is a breadcrumb trail: "Home / About / Field Offices / Florida Division". The main content area is divided into two columns. The left column contains a vertical list of navigation links: "Home", "About Us", "Staff Directory", "Expertise Directory", "Transportation Districts", "Florida Stewardship and Oversight Agreement", "Transportation Management Area (TMA) Certification Reviews", "Transportation Performance Management (TPM)", "Emergency Relief", "Highlight Projects", "Resources", "FAQ", and "Requests for Information". The right column contains the main text, which includes the title "Transportation Management Area (TMA) Certification Reviews" and a paragraph explaining the certification process. Below this, there is a section titled "2019 TMA Certification Reviews" with a list of TMA areas: "Orlando TMA consisting of MetroPlan Orlando", "Miami TMA consisting of Miami-Dade MPO, Palm Beach MPO, and Broward County MPO", "Palm Coast-Daytona Beach-Port Orange TMA consisting of River to Sea TPO", and "Lakeland-Winter Haven TMA consisting of Polk County MPO". At the bottom right of the page, there is a "Return to top" link and a note that the page was last modified on December 26, 2018.



# Results of the 2018 FL TMA Certification Risk Assessment Process


ADAPTATION OF FHWA'S RISK BASED STEWARDSHIP AND OVERSIGHT  
IMPLEMENTATION GUIDANCE

# Risk Based Stewardship and Oversight (RBSO)

- ▶ FHWA Florida Has Been Using Risk in Construction Project Oversight for Over 10 years
- ▶ Formalized Business Practices Through Internal Division Procedures and 2014 FHWA RBSO Implementation Memo
- ▶ RBSO Applied at the Project level
- ▶ Manifested through:
  - ▶ Review of projects by location/funding level
  - ▶ Review of a topic area for selected projects through the state
  - ▶ PoDIs and PoCIs (Projects of Division or Corporate Interest)

# Who's Risk is Being Assessed?

- ▶ Depends on Perspective
  - ▶ Risk to Each Agency
  - ▶ Shared Risks
- ▶ FL TMA Certification Risk Assessment focuses on the Federal Risk



---



# FL TMA Certification Risk Assessment

- ▶ Addresses Risk at the Program Level vs Project Level
- ▶ Individualizes Certification Reviews vs One Size Fits All
- ▶ Shapes the Way FHWA Approaches Responsibilities
- ▶ Consistent Approach to Risk Tolerance
- ▶ Works With Traditional Stewardship and Oversight Practices
- ▶ Still Providing Technical Assistance, Required Approvals

# What Changes Did the MPOs See?

- ▶ Invisible:
  - ▶ Several Internal FHWA Changes
- ▶ Visible:
  - ▶ New Appendix in the Certification Report
  - ▶ Certification Report Sections Streamlined
  - ▶ Timing and Quantity of Certification Review Questions
  - ▶ Shortened Site Visits

# 2018 Results

MPO:	Conventional Approach Average (N=8 MPOs)	Risk Assessment Approach Average (N=3 MPOs)	% Reduction
Total Hours:	227.0	102.2	55%
Subtotal - Tech Staff Hours:	207.8	88.7	57%
Subtotal - Mgmt Staff Hours:	19.2	13.5	30%
Number of MPO Questions:	124	9.7	92%
Site Visit Length:	1.5	0.8	47%
Report Length:	24.0	13.0	46%

# 2018 MPO Feedback

- ▶ Lee County, Space Coast, Florida-Alabama
- ▶ Concerns were with the General TMA process (vs Risk Approach)
- ▶ Risk Approach Comments Positive
  - ▶ Better focused
  - ▶ Significantly Reduced the Level of Effort and Time Needed for MPO Cert Preparation
  - ▶ Streamlining Allowed Better Access and Participation for Multiple Stakeholders
  - ▶ Reduced FDOT Travel Costs

# 2018 MPO Feedback

- ▶ Opportunities for Improvement
  - ▶ Better and Earlier Communication Regarding Corrective Actions and Expected Resolution
  - ▶ Closer Timing between Site Visit and Draft Report
  - ▶ Providing Opportunity for Each MPO Staff Member to discuss their Responsibilities and Current Activities (this was done at some site visits, but not all)
  - ▶ Clarify Expectations for Recommendation Implementation when Asking for Previous Certification Status Update
- ▶ FHWA and FTA Reviewing Opportunities and Setting up Follow Up Action Items as Appropriate

Questions?



# Transportation Performance Measurement

*Updates*

January 2019



U.S. Department of Transportation  
**Federal Highway Administration**

## Recent Milestones



- Nov 14: MPO Set Bridge, Pavement and System Performance Targets
- Nov 23: FDOT completed first evaluation of facilities repeatedly requiring repair and reconstruction due to emergency events (23 CFR 667)



## What's New for FL?

- Provided Feedback on draft TIP Templates for PM1, PM2 and PM3 (Dec)
- Provided Feedback on draft System Performance Report Framework (Dec)
- Reviewing STIP TPM TAM Language



# What's New for FL?

- Updated TPM Website with Division Presentations

Home
About Us
Staff Directory
Expertise Directory
Transportation Districts
Florida Stewardship and Oversight Agreement
Transportation Performance Management (TPM)
Emergency Relief
Highlight Projects
Resources
FAQ
Requests for Information
Traffic & Road Closure Information
Florida Department of Transportation

## Transportation Performance Management (TPM)

The documents below have been developed for FHWA Florida Division's partners to assist them with the implementation of transportation performance measures and other strategies for transforming their planning processes into a performance based process.

- FHWA's Overall TPM Website (includes links to *Federal Register* notices)
- Timing of TPM Requirement Implementation for Florida MPO Long Range Transportation Plans (LRTP), Statewide/Transportation Improvement Programs (S/TIP), and related Amendments **Updated!**
- Listing of All Performance Measures – Includes FDOT and MPO Due Dates for Setting Targets
- FTA Performance Based Planning Requirements

## FDOT Specific

- Summary of Planning Regulation Changes as they apply to FDOT
- Summary of the Safety Performance Measure Requirements (PM 1) as they apply to FDOT **New!**
- Summary of the Pavement Performance Measure Requirements (PM 2) as they apply to FDOT **New!**
- Summary of the Bridge Performance Measure Requirements (PM 3) as they apply to FDOT **New!**
- Summary of the System Performance (Includes Freight/CMAQ) Performance Measure Requirements (PM3) as they apply to FDOT
- Summary of Asset Management Requirements as they apply to FDOT **Updated!**

## MPO Specific

- Summary of Planning Regulation Changes as they apply to MPOs
- Summary of the Safety Performance Measure Requirements (PM 1) as they apply to MPOs
- Summary of the Pavement Performance Measure Requirements (PM 2) as they apply to MPOs
- Summary of the Bridge Performance Measure Requirements (PM 3) as they apply to MPOs
- Summary of the System Performance (Includes Freight/CMAQ) Performance Measure Requirements (PM3) as they apply to MPOs
- FAQs from MPO One-on-One Sessions, Fall 2017 **New!**

\* [Click Here for Presentations made by FHWA FL Division](#)

[Return to top](#)



# What's New in Guidance?

- Clarifying Implementation Requirements Associated with 23 CFR 667
- Form of Q&As  
<https://www.fhwa.dot.gov/tpm/faq.cfm>

## Other FAQs

- [Asset Management](#)
- [Asset Management Initial Plans](#)
- [Q & A on Safety Performance Measures Final Rule](#)
- [Q&A on 23 CFR 667](#)

<https://www.fhwa.dot.gov/tpm/guidance/>



## 23 CFR 667 Highlights

- 1<sup>st</sup> Evaluation Completed – Nov 2018
- Covers 20 years – 1997 through 2017
- Evaluation Determines If There are Reasonable Alternatives
- Includes NHS Roads, Highways and Bridges that required Repair and Reconstruction due to Two or more Emergency Events
- FDOT Must Update Every 4 Years and after Every Event



## 23 CFR 667 Highlights

- FDOT Required to Consider Results during Project Development
- FDOT Encouraged to Consider the Evaluation during FTP, STIP development and Environmental Review Process
- MPOs are also Encouraged to Consider the Evaluation during LRTP and TIP development
- Beginning Nov 23, 2020, Evaluation must Include All Roads, Highways and Bridges Eligible for Assistance under 23 USC (except on Federal or Tribal lands)



## 23 CFR 667 Highlights

- FHWA will Periodically Review FDOT Compliance:
  - Evaluation Performance
  - Consideration of Evaluation Results during Project Development
  - Overall Results Achieved



## 23 CFR 667 Highlights

- FHWA Also Considers Compliance During:
  - Planning Finding
  - Environmental Approval Actions (Retained projects)
  - Project Funding Approvals (FMIS)
- FDOT Must Make Evaluations Available to FHWA Upon Request



# Final TAMP and MPO Coordination

- Coordination Required With All NHS Asset Owners:

- How FDOT will Collect and Share NHS data with all NHS owners

- NHS Asset Values

- Financial Plans and Investment Strategies for the Assets along with Processes for Project Selection and Priorities

- MPO Could Facilitate Coordination

*Each MPO has member jurisdictions with locally owned NHS assets (Non-Interstate NHS off the State Highway System)*



## On the Horizon



- Currently: S/TIP Amendments Include TAM (Transit Asset Management) Targets, TAM Plans and Transit Related PBPP metrics. 1<sup>st</sup> Amendment request for each MPO – include copies of relevant TIP pages
- Feb 27: MPO Sets 2019 Safety Target
- May 20, 2019: Any S/TIP Amendments After May 20th Address Bridge, Pavement and System Performance Targets
- June 30, 2019: FDOT submits final TAMP.



## For Additional Information



- Cathy Kendall – Districts 1, 3 – [cathy.kendall@dot.gov](mailto:cathy.kendall@dot.gov)
- Teresa Parker – Districts 2, 5, 7 - [teresa.parker@dot.gov](mailto:teresa.parker@dot.gov)
- Stacie Blizzard – Districts 4, 6 – [stacie.blizzard@dot.gov](mailto:stacie.blizzard@dot.gov)
- FHWA FL Division Website: [www.fhwa.dot.gov/fldiv/tpm.cfm](http://www.fhwa.dot.gov/fldiv/tpm.cfm)





# **MPOAC STAFF DIRECTORS' BUSINESS ITEMS & PRESENTATIONS**





# Action Items

## Approval of Legal Services Contract for MPOAC General Counsel

Paul's Contract is an annual contract

Similar to Last Year

Only changes are to the Dates of Service and End of  
Contract date revised for new Fiscal Year



# Presentation by Florida League of Cities

Please welcome Mr. Jeff Branch  
with the Florida League of Cities



# Transit Planning Grant

Shall Florida MPOs pursue a Consolidated  
Planning Grant?

- Each MPO received a Contract from FDOT recently
- Concerns seem similar to what was raised two years ago for the PL contract



# Jacksonville Data Exchange

Please welcome Mr. Jeff Sheffield, Executive  
Director of North Florida TPO



# Polk TPO “Pledge to Slow Down” PSA Series

Please welcome Mr. Tom Deardorff,  
Executive Director of the Polk TPO



# Election of Officers Calendar Year 2019

- MPOAC Staff Directors' Committee **Chair**  
Nomination and approval of a candidate
- MPOAC Staff Directors' Committee **Vice-Chair**  
Nomination and approval of a candidate



# Communications



# Member Comments



# Adjournment

Next Meeting – April 30, 2019  
Marriott Lakeside – Airport  
Orlando, FL