



# **FLORIDA MPOAC STAFF DIRECTORS' MEETING**

April 30, 2019

Orlando, FL

**Greg Stuart, Presiding**



# **CALL TO ORDER & PLEDGE OF ALLEGIANCE**





**APPROVAL OF MINUTES:  
APRIL 30, 2019 MEETING**





# **PUBLIC COMMENTS (NON-AGENDA ITEMS)**





# **EXECUTIVE DIRECTOR'S REPORT**

**A. UPWP Report**

**B. MPOAC Weekend Institute Overview**



# UPWP Report

- Accomplishments are in the packet
  - Presented to FLC twice
  - Continued coordination with NARC and AMPO
  - Consolidated Planning Grant
  - Tampa MPOAC Weekend Institute
- Finished Fiscal Year under budget!






# MPOAC Weekend Institute Overview

- Record Attendance this year!
  - 40 Graduates!
- Continues to score very well by participants
  - 4.82/5.00 score for 2019 sessions!
- The team continues to perform exceptionally



# MPOAC Weekend Institute Evaluation Results from 2007 to 2019

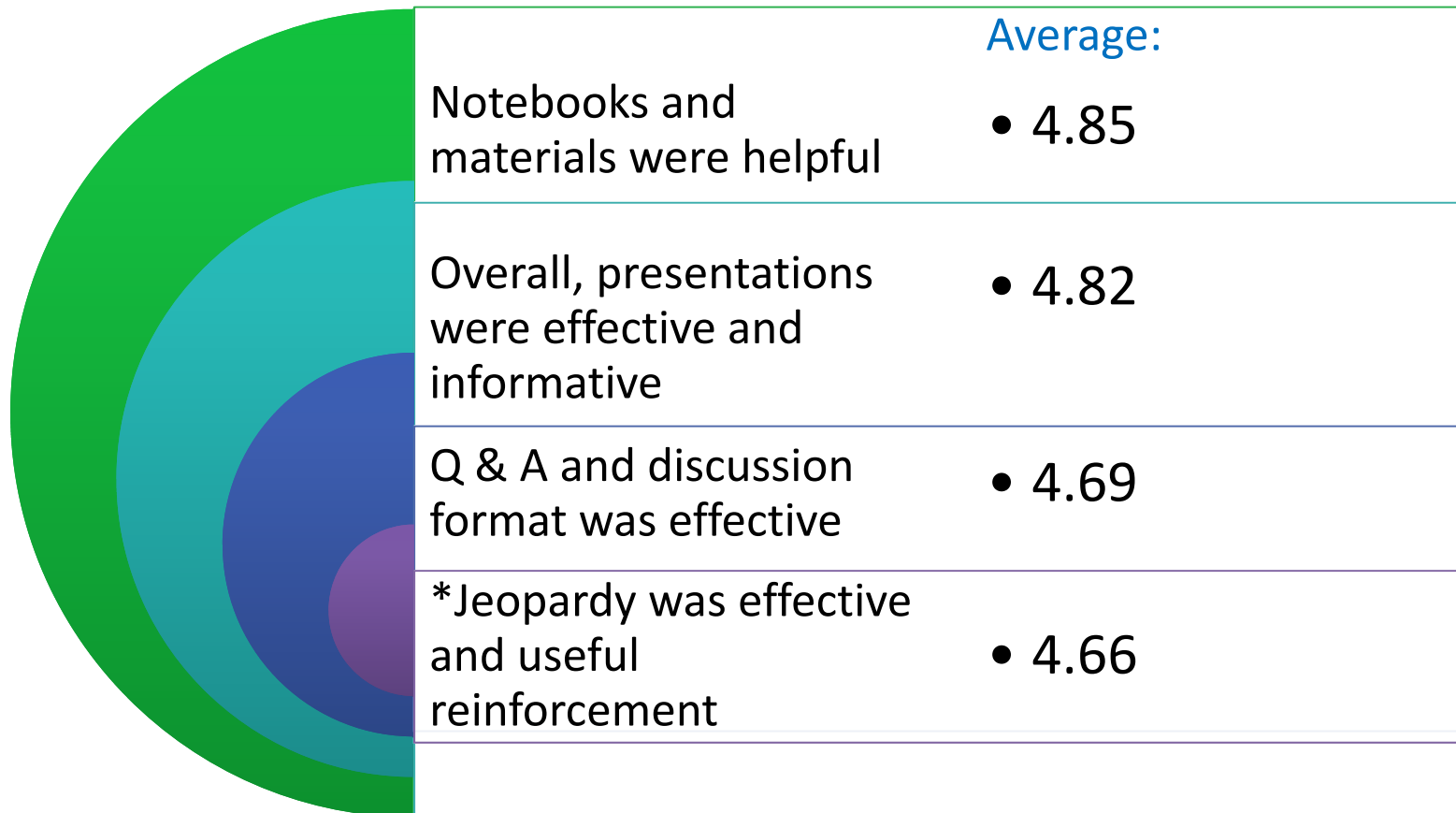
**Did the Institute effectively inform you on the following topics?**



The origins of MPOs and MPO Board responsibilities and authority	<b>Average:</b> • 4.90
Basic concepts and principles in transportation planning	• 4.81
MPO products and processes	• 4.76
Critical funding issues and sources of transportation funding	• 4.80

# MPOAC Weekend Institute Evaluation Results from 2007 to 2019

## Was the Institute format effective?



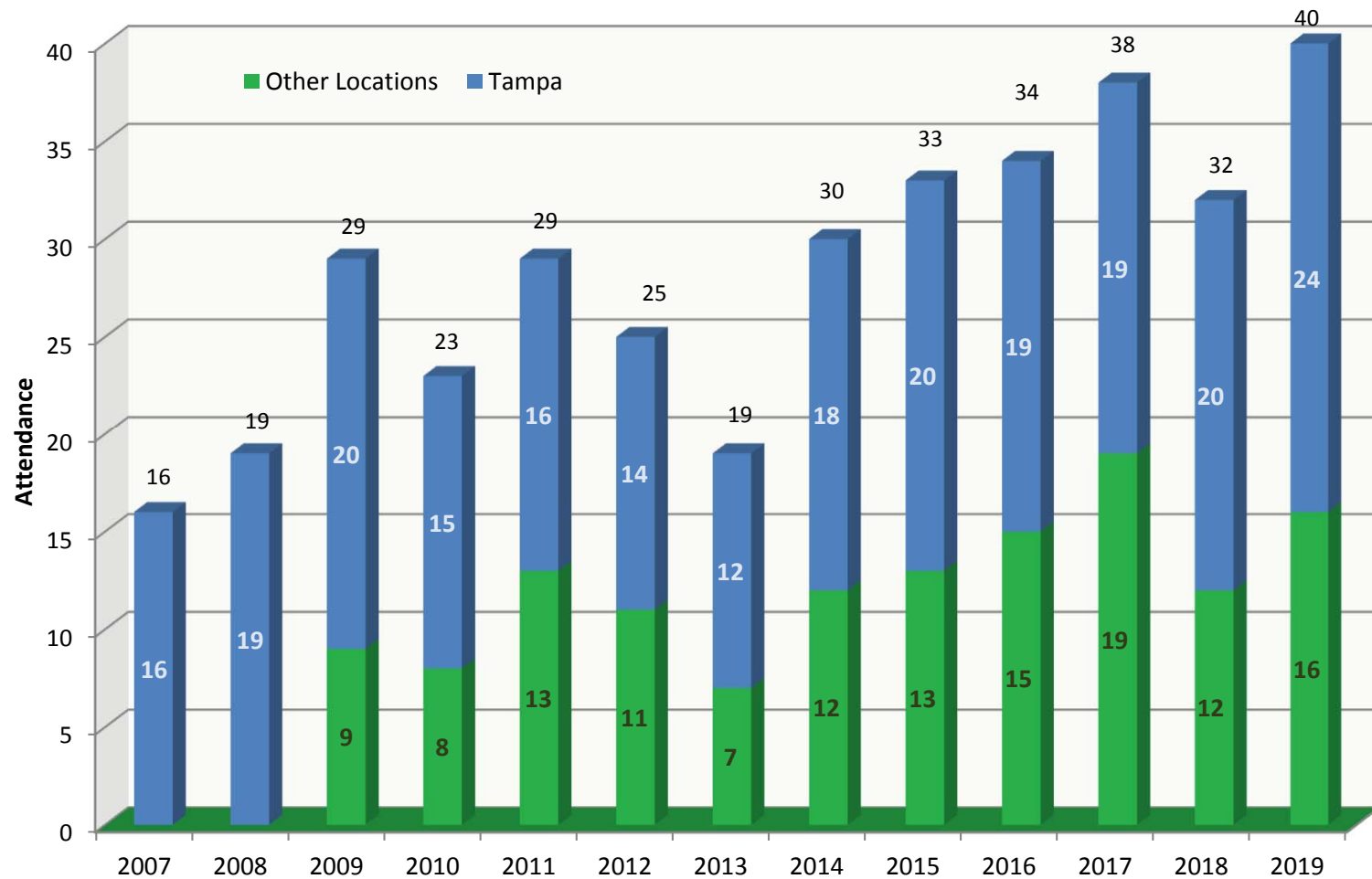
\*Question changed May 2019:

“Fast & Furious: MPO Edition was effective and useful reinforcement”

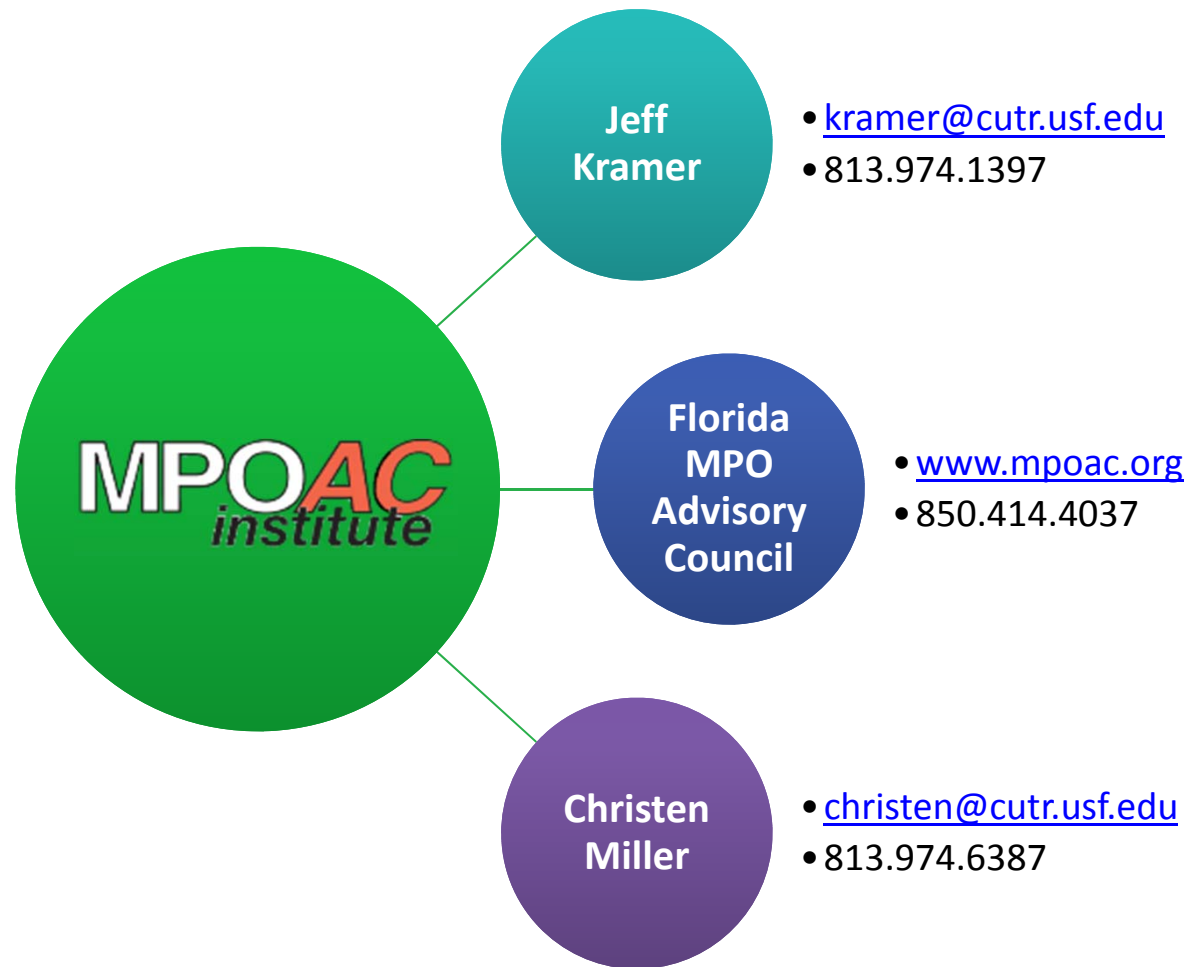


# MPOAC Institute Attendance based on Location

## MPOAC Institute Attendance



# Contact Information






## **AGENCY REPORTS**

- A. Florida Department of Transportation**
- B. Federal Highway Administration**



# Florida Department of Transportation



# Federal Highway Administration





# **MPOAC STAFF DIRECTORS' BUSINESS ITEMS & PRESENTATIONS**



# State Legislative Policy Positions

- Reviewed at the MPOAC Policy and Technical Committee Mtg
- Recommendations are in your packet
  - Will review on screen





# Federal Policy Positions

- Reviewed at MPOAC Policy & Technical Committee Mtg.
- Was asked to review AMPO positions
- Also reviewed NARC positions

# AMPO Policy Positions

- Continue to fully fund FAST Act programs
- ★ Address solvency of HTF, Grow programs with sustainable dedicated funding source
- Maintain structure of current funding formula program
- Give priority to projects in LRTPs for funding programs – TIGER/BUILD

# AMPO Policy Positions – Con't

- ★ Transit funds for operations
- ★ Direct allocation of STBGP funds to MPOs
- ★ Dedicated revenue for freight
- ★ One date for Transportation Performance Measures

# NARC Policy Positions

- Maintain planning and programming
- ★ Strengthen the local role in transportation
- ★ Increase funding, index fuel taxes
- ★ Encourage innovative financing options
- ★ Support goods movement – dedicated funds
- ★ Support non-auto modes of transportation
- Increase PL funding
- ★ Maintain MPO autonomy



# Florida DOT Statewide Survey Results and Community of Practice





**F T O**

**FORECASTING & TRENDS OFFICE**



# **Establishing a Community of Practice for Survey Tools**

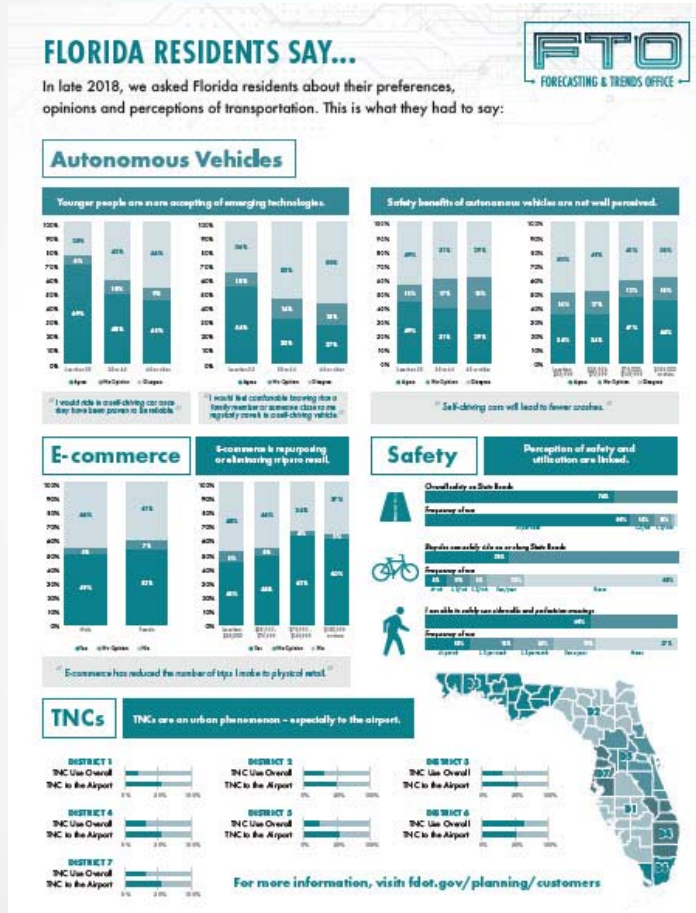
**MPOAC Meeting  
July 30, 2019  
Orlando, FL**

# Today's Discussion

- FDOT Resident Survey (2018)
- Collaborative Opportunities



# Methodology



- Internet Panel
- Full-time and Part-time residents of Florida (97%, 3%)
- Respondents Shown Examples of Area State Roads
- 3,144 responses; 400+ per district


### Overall safety on State Roads



### Frequency of use



### Bicycles can safely ride on or along State Roads.



### Frequency of use



### I am able to safely use sidewalks and pedestrian crossings.



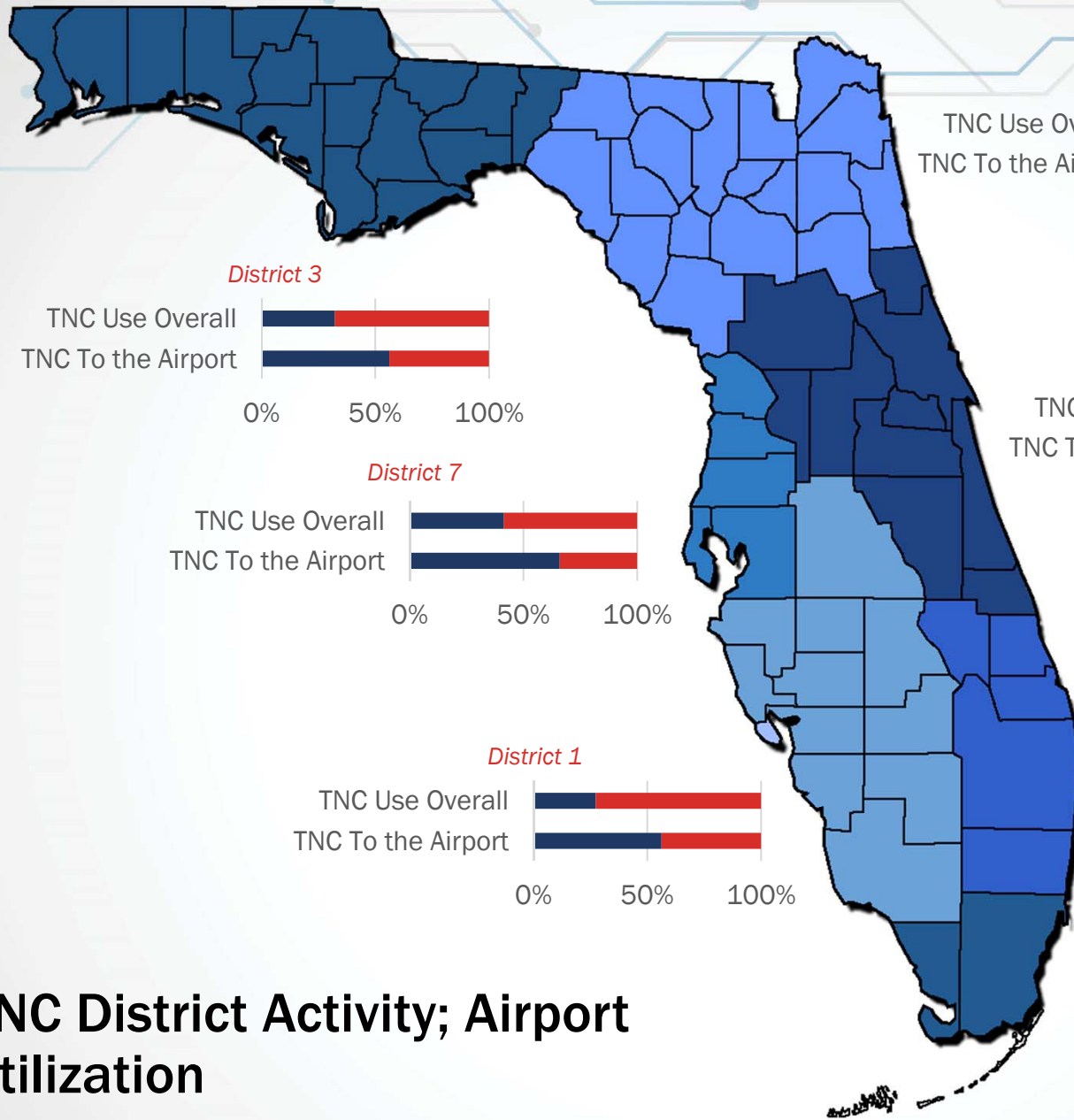
### Frequency of use



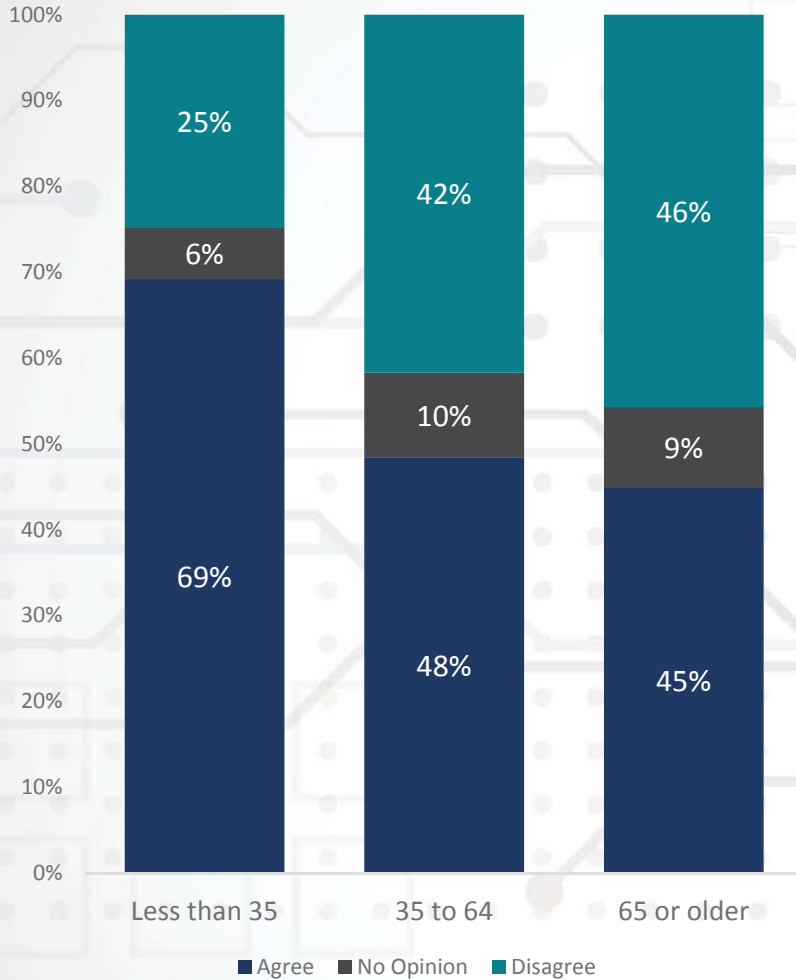
Utilization & Perception of Safety is Proportional



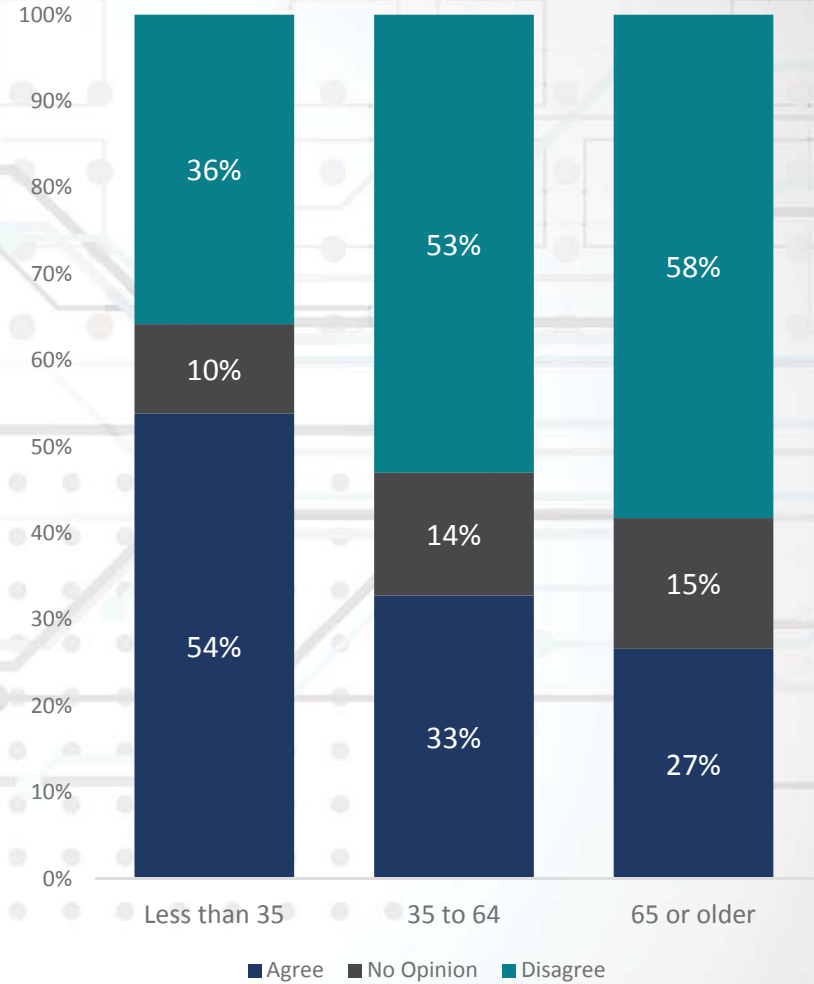
# TNC District Activity; Airport Utilization



*I would ride in a self-driving car once they have been proven to be reliable.*



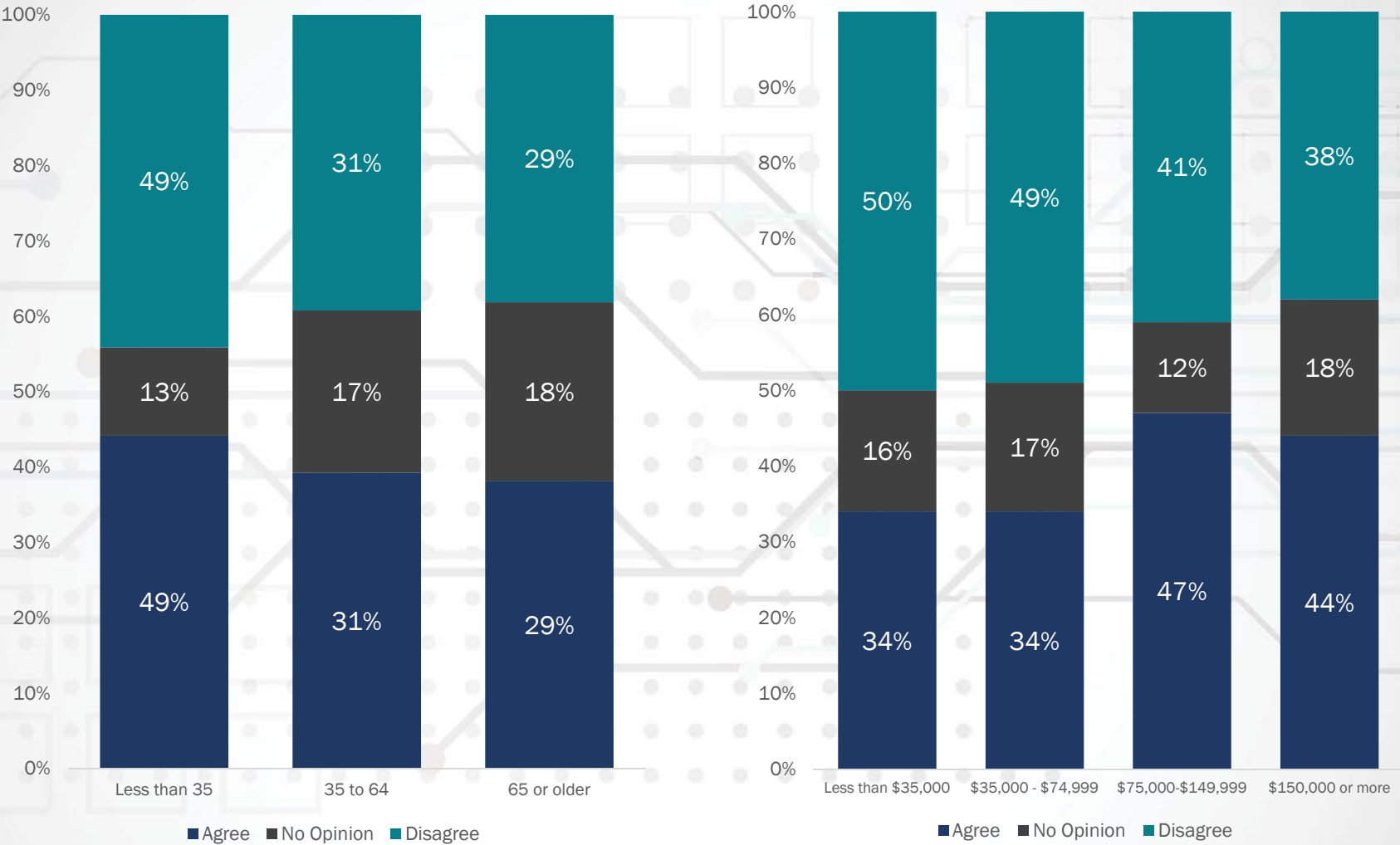
*I would feel comfortable knowing that a family member or someone close to me regularly travels in a self-driving vehicle.*



## Generational Attitudes Differ on CAV



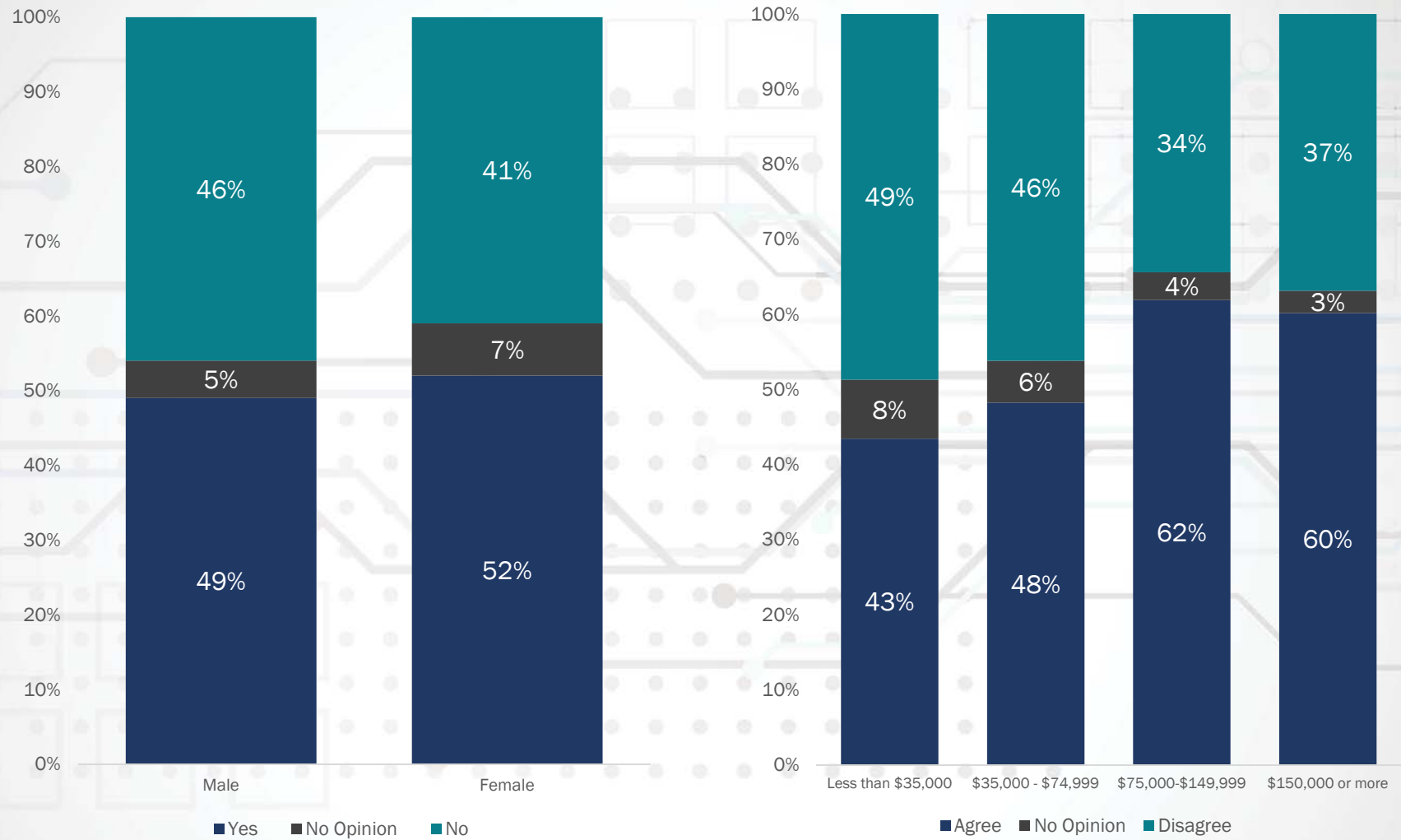
*Self-driving cars will lead to fewer crashes.*



**General Public Not Sold on Safety Benefits of CAV**



*E-Commerce has reduced the number of trips I make to physical retail.*



## E-Commerce *Perceived* at Reducing Trips



# Utility of Surveys

- Measuring Customer Sentiment
- Measuring Public Information Initiatives
- Public Comment Tool
- Important for Collecting Data on ACES

*The rate of technology change is increasing rapidly, and customer attitudes and preferences are changing as a response.*

*Surveys help ensure trends are not missed and the planning community is left flatfooted responding to a major unanticipated change.*



# Stakeholder Interviews

- Goals
  - How can FTO Support Customers?
  - Define Customer Needs
- FDOT Interviews
  - FDOT Districts
  - MPOs/TPOs
  - Peer DOTs

## Common Themes

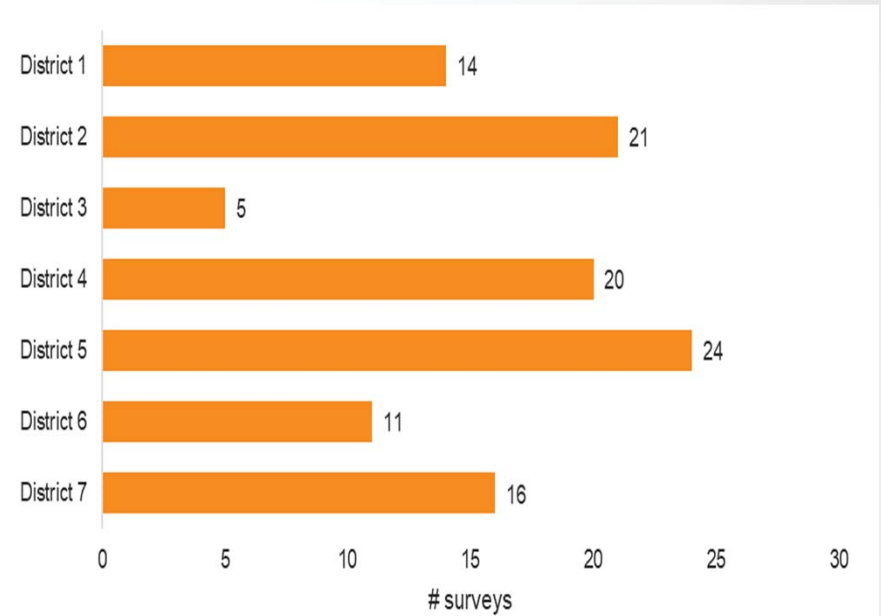
- *Most common data/information needs:*
  - ACES
  - Resident transportation priorities
- *Survey results that could benefit the State are not being shared frequently between various groups and FDOT/MPOs*



# Surveys Widely Used in Florida

Over 100 Surveys found on District and MPO/TPO websites

- LRTP surveys
- Household travel surveys
- Public opinion and attitudinal surveys
- Transit surveys
- Bike/Ped surveys



# Enhancing FTO Survey Program

## Statewide Survey Focus

- Acquire Priority Information Districts & MPOs Need
- Scenario Planning for Uncertainties around new technologies

## Community of Practice

- Identify Champions
- Collaborate on Surveys
- Share Data
- Build Survey-related Best Practices Guidance

# In Conclusion...

- FTO is Surveying Emerging Trends on Statewide Level
- Survey Tools Widely Used By Fla. Transportation Agencies
- Different Surveys Serve Different Goals, Guidance Useful
- ACES Bolsters Value of Surveys
- FTO Augmenting to Become More Customer Driven
- Community of Practice Would Add Value to Survey Efforts
- Champions Needed

# QUESTIONS?

**FRANK COLLINS III**

**Forecasting & Trends Office**

[Frank.Collins@dot.state.fl.us](mailto:Frank.Collins@dot.state.fl.us) • 850-414-5396



# AV/EV Impacts to Transportation Revenue: *The Fuel Tax*

*presented to*

**MPOAC Staff  
Directors/  
Governing Board  
Meetings**

*presented by*

**Mark Reichert, FDOT**

**Office of Policy Planning,  
Administrator for  
Metropolitan Planning**



Office of Policy Planning

*July 30, 2019*

# TODAY'S OBJECTIVE

A white silhouette of the state of Florida is positioned in the upper right corner of the slide, set against a dark blue background with a subtle pattern of radiating lines.

**Overview of transportation funding in Florida**

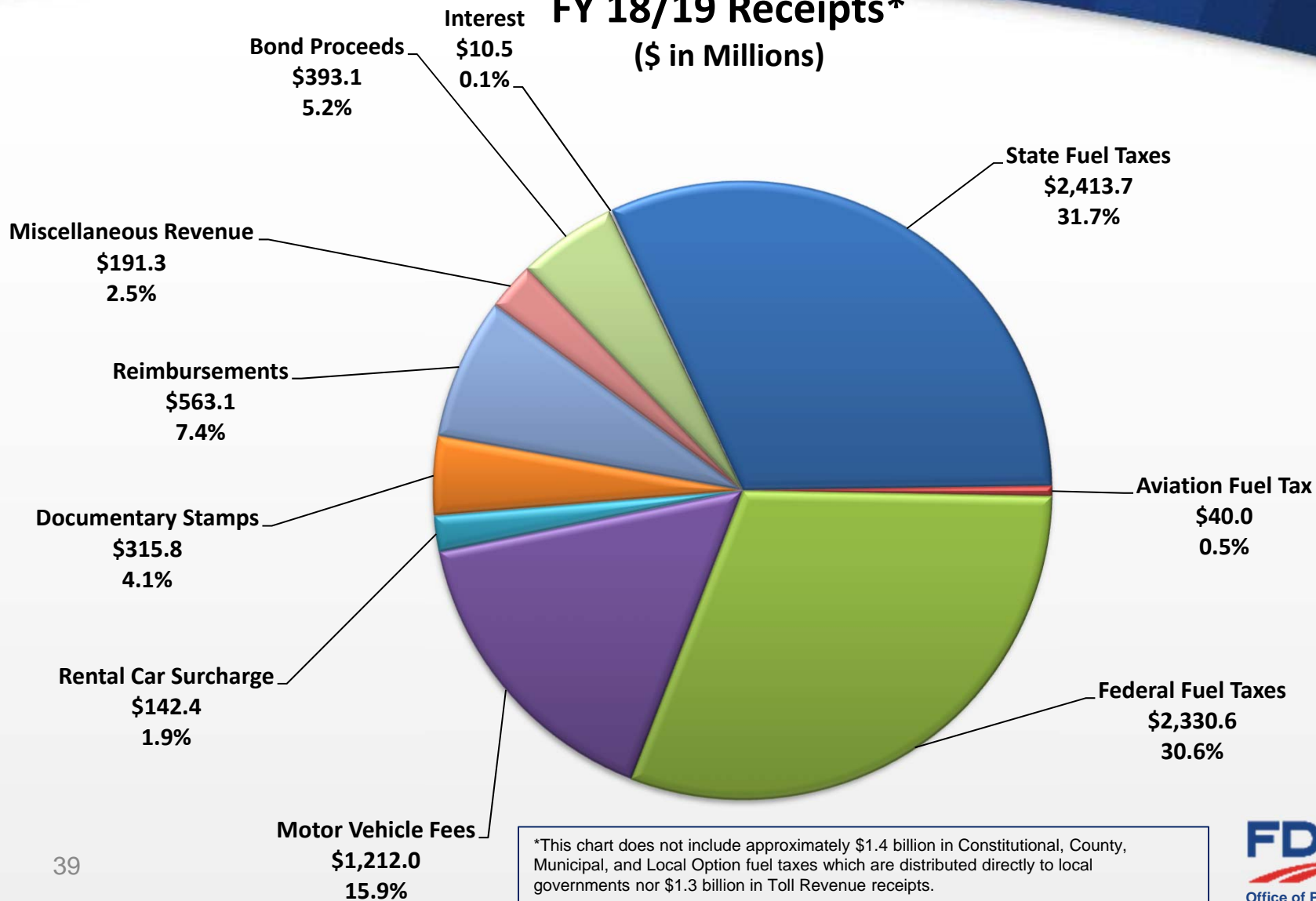
**Future Funding Trends**

**Help get the message out**

# State Transportation Trust Fund Receipts by Category



**FY 18/19 Receipts\***  
(\$ in Millions)



\*This chart does not include approximately \$1.4 billion in Constitutional, County, Municipal, and Local Option fuel taxes which are distributed directly to local governments nor \$1.3 billion in Toll Revenue receipts.

# CALENDAR YEAR 2019 FUEL TAX RATES (cents per gallon)

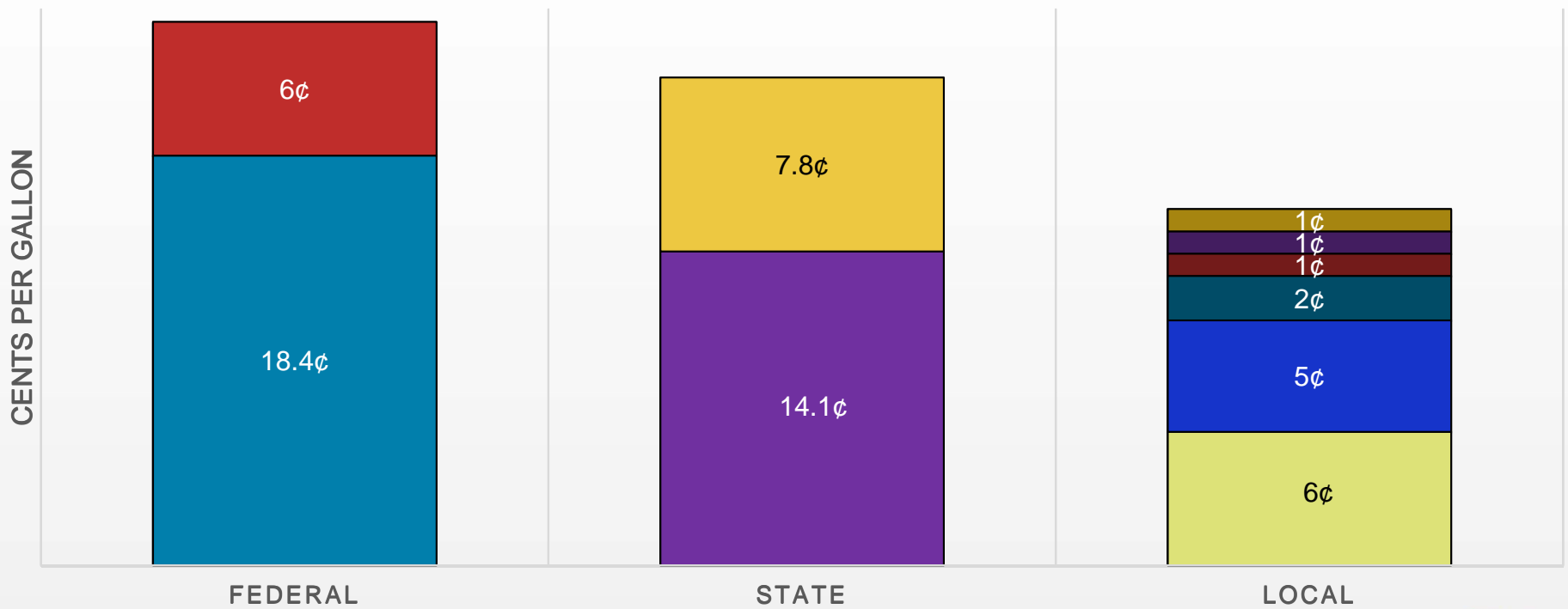


## 2019 FUEL TAX RATES

- Federal Gas 18.4 cents/Gal.
- Federal Diesel Added 6 cents/Gal.

- States Sales 14.1 cents/Gal.
- SCETS 7.8 cents/Gal.

- Local Option 1-6 cents/Gal.
- Local Option 1-5 cents/Gal.
- Constitutional 2 cents/Gal.
- Ninth-cent 1 cent/Gal.
- County 1 cent/Gal.
- Municipal 1 cent/Gal.



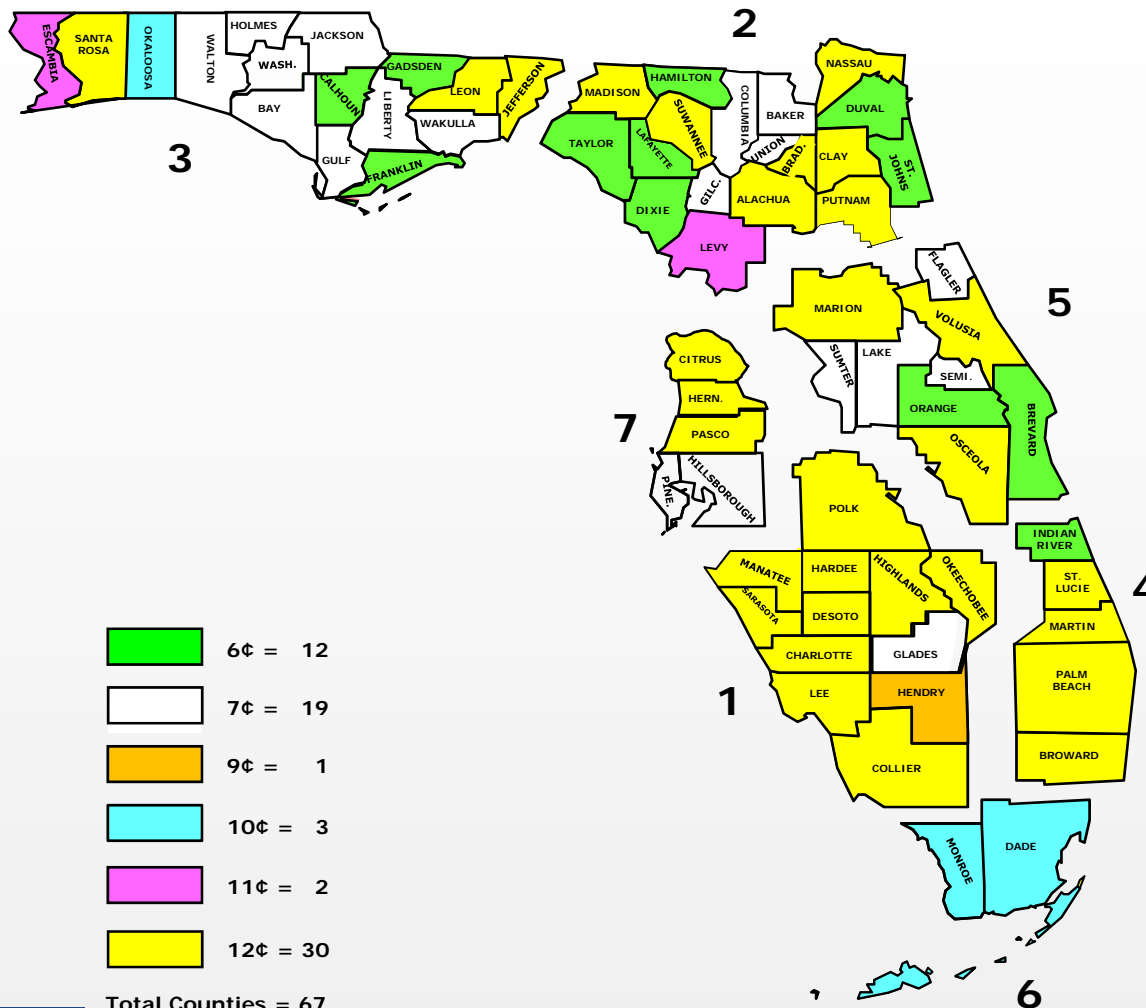
# Locally Imposed Fuel Taxes

## Fuel Tax Rates as of January 1, 2019



### Locally Imposed Motor Fuel Taxes

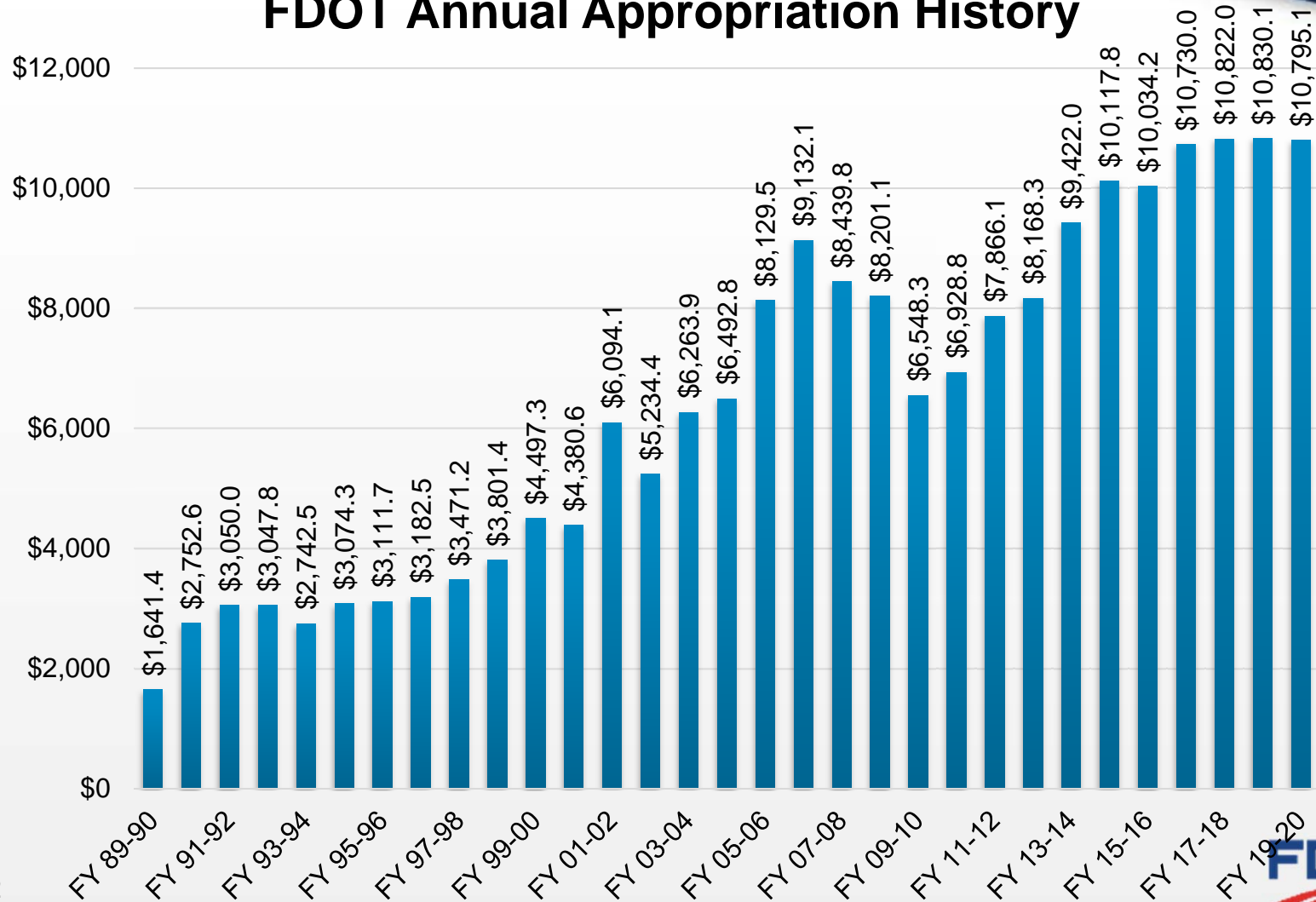
Tax Rates (¢/gal) as of January 1, 2019



# FDOT Annual Appropriation History

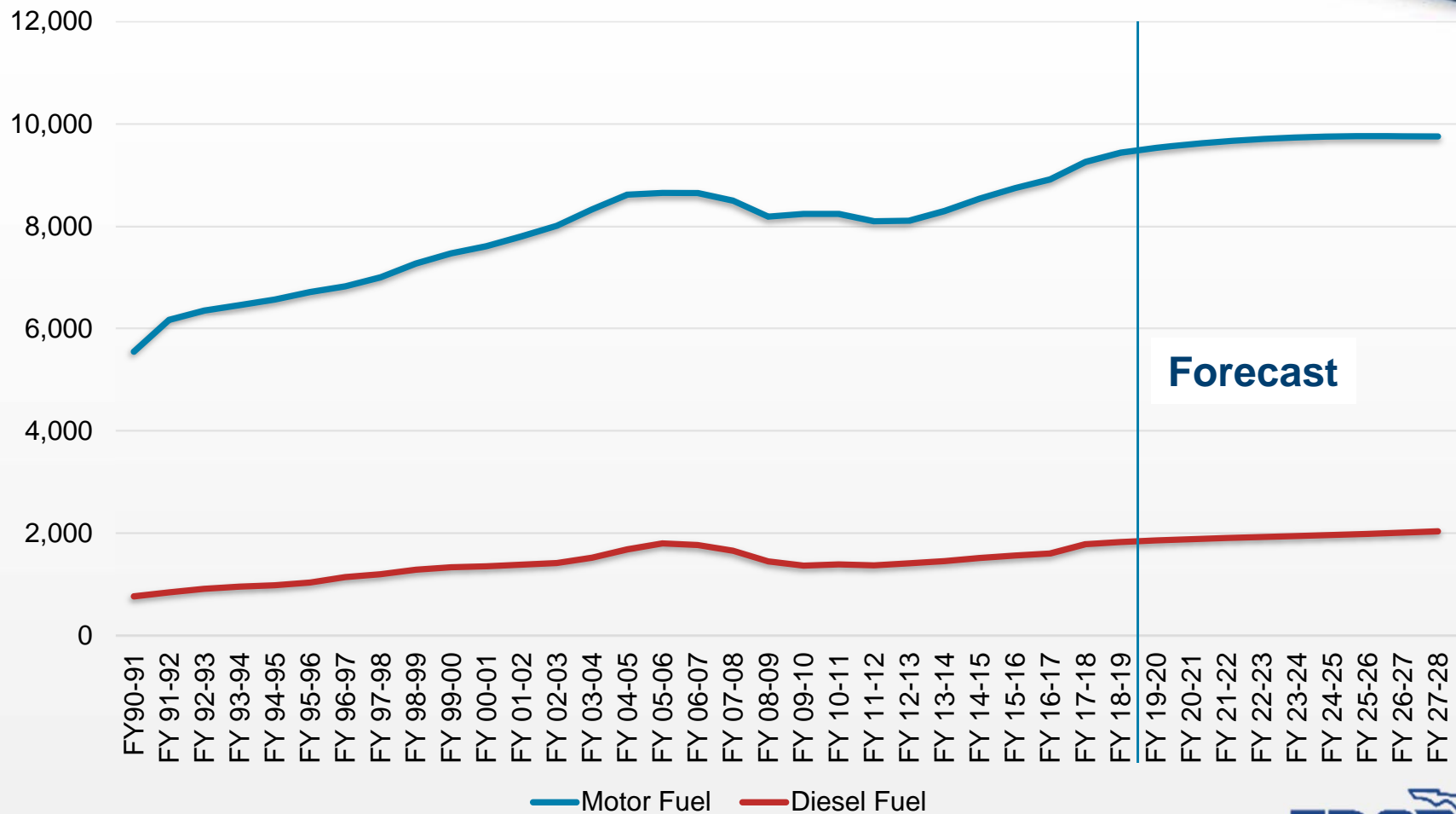


## FDOT Annual Appropriation History



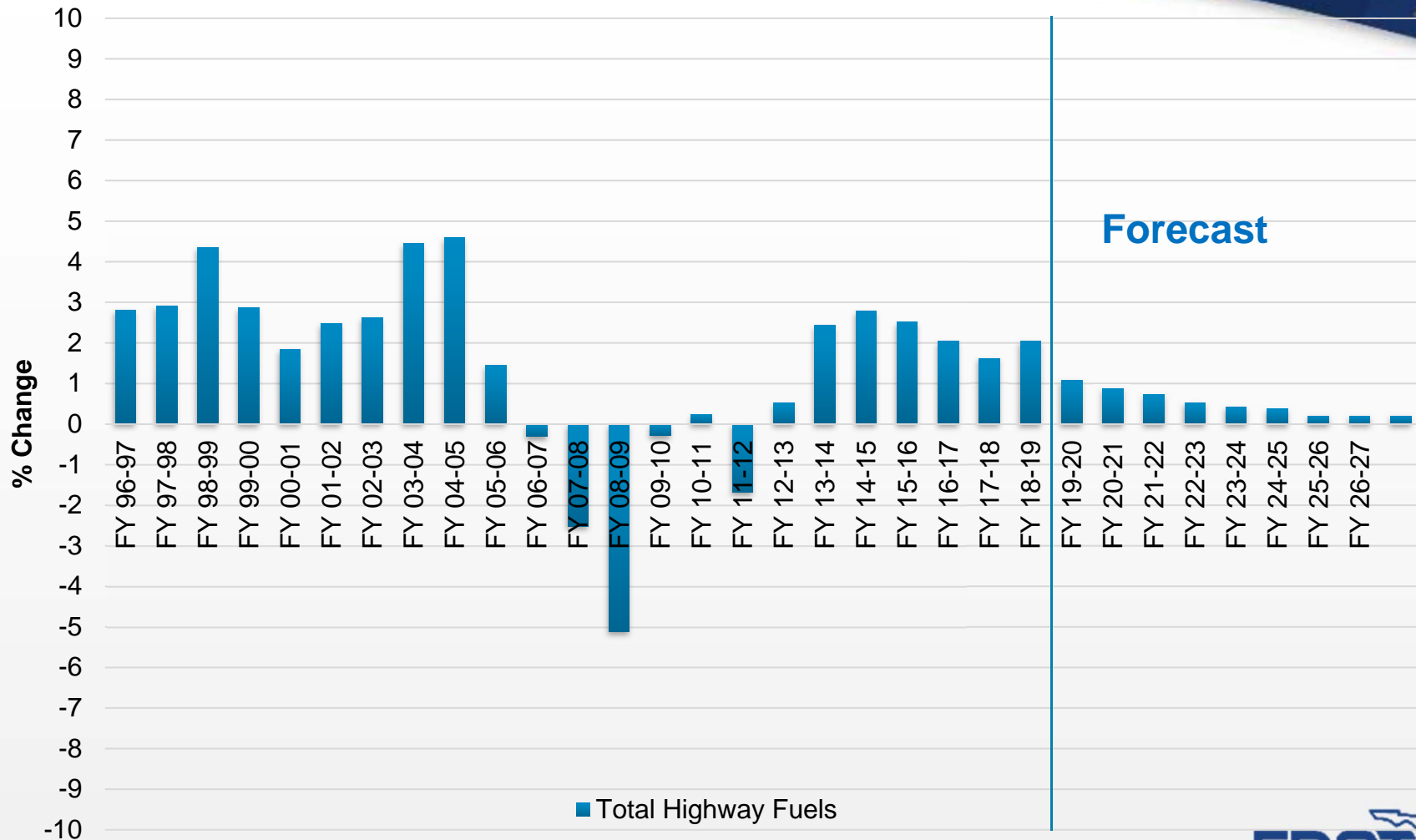
# Fuel Consumption in Florida

(in Millions of Gallons Annually)



Forecast

# Fuel Consumption Growth Rate in Florida



# What Sets Florida Apart?



**State Fuel Tax Indexed to CPI**

**Extensive Tolling Systems**

**Maximum Use of Innovative Financing**

**Population Growth**

**Record Tourism**

# Average Fuel Efficiency

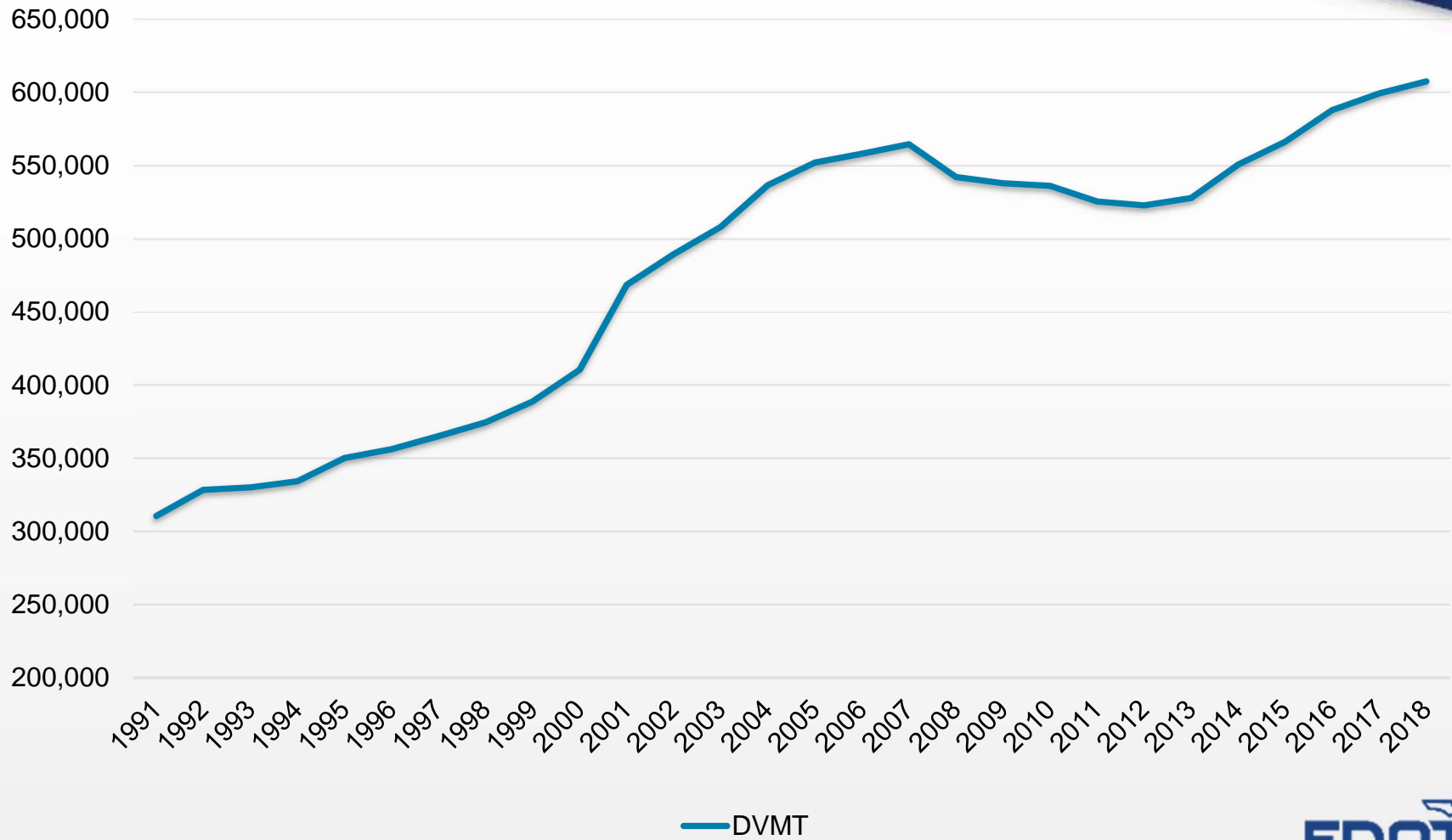


**Since 1980 fuel efficiency of national fleet has increased 50%**

**Fuel efficiency of new cars increased 55%**

# Daily Vehicle Miles Traveled in Florida

(in Thousands of Miles on all Public Roads)



# AV/EV Impacts of Market Share



AV market penetration rate of 35% of vehicles by 2035 (percent of new vehicles on the road)

In terms of vehicle fleet penetration, AVs will be 11% to 44% of vehicle stock in 2035

Most aggressive forecast predicts EV share of market will be 35% in 2040 (research underway)

In terms of vehicle fleet penetration, EVs will be 15% of vehicle stock in 2040

## AV/EV Impacts to Overall VMT



**Estimated that AVs will add 48.9 billion additional annual VMTs over baseline by 2048.**

- Assumption is that all AVs in 2048 will be EVs
- Assumption that 30% of total VMT in 2048 will be eVMT (100.8 billion miles)
- Research is currently underway (Oct. 2019)



# QUESTIONS?

**Contact Information:**

**Mark Reichert**

**850-414-4901**

**[mark.reichert@dot.state.fl.us](mailto:mark.reichert@dot.state.fl.us)**

# Formation of a Training Committee

- Part of MPOAC Strategic Plan
- Recognizes the needs of MPOs to:
  - Educate new board members
  - Educate new employees
- May be used by FDOT with new employees
- Produce a “How To” document for approaching legislators and follow-up





# MEMBER COMMENTS





# ADJOURNMENT

Next Meeting – October 29, 2019  
Marriott Lakeside – Airport  
Orlando, FL

